



REDUCE - REUSE - RECYCLE

ANNUAL REPORT

**FOR THE YEAR ENDING
DECEMBER 31, 2019**

Who's Who in the NEKWMD

<u>Executive Committee</u>	Acting Chair	Nick Rivers	Albany
	Vice Chair	vacant	
	Treasurer	Paulette Routhier	Bloomfield
	Clerk	Walter McNeil Jr.	Danville
	Members-At-Large	Steve Barrup	Newport Center
		Gene Perkins	Ryegate
		Preston Smith	Wheelock

<u>Staff</u>	Executive Director	Paul Tomasi
	Operations Manager	Corey Raymond
	Admn. Assistant	Michelle Trottier
	Outreach Coordinator	Shannon Choquette
	Truck Drivers	Steve Hodgdon, Bill Pierce
	Material Handling Techs.	Paul Conway, Eric Dalton, Clif Sullivan, Steve Smith, Brian Stone

Board of Supervisors

Albany	Nick Rivers	Maidstone	Paulette Routhier
Barnet	William Douglas	Marshfield	Ben Davis
Bloomfield	Paulette Routhier	Morgan	Bob Durgin
Brighton	Bruce Rumball	Newark	Jan Clausing
Brownington	Lila Stevens	Newbury	Claude Phipps
Brunswick	Paulette Routhier	Newport Center	Steve Barrup
Cabot	Ben Davis	Norton	Gina Vigneault
Charleston	Pat Austin	Peacham	Amber Lowell
Concord	vacant	Ryegate	Gene Perkins
Corinth	Bob Sandberg	Sheffield	Preston Smith
Danville	Walter McNeil Jr.	Stannard	Tom Gilbert
Derby	Irene Dagesse	Sutton	Elizabeth Hubbard
	Francis Batchelder	Topsham	Peter Keene
East Haven	Kirwin Flanders	Troy	Gaston Bathalon
Glover	Jack Sumberg	Victory	Otis McKinstry
Granby	John Laferriere	Waterford	Richard Stodola
Greensboro	Ken Johnston	Westfield	Yves Daigle
Groton	Tim Dailey, Sr	Westmore	Miriam Simonds
Guildhall	Gary Brown	Wheelock	Preston Smith
Holland	Joe Noble	UTGs	Gina Vigneault
Irasburg	Dustin Sanville	(UTGs include Averill, Avery's Gore, Ferdinand, Lewis, Warner's Grant, & Warrens Gore)	
Jay	Dave Sanders		
Kirby	Rebecca Hill-Larson		
Lunenburg	Jim Peyton		
Lyndon	Derek Blankenship		
	Steve Gray		
	Marcus Berry		

Executive Committee Report

The NEKWMD finished 2019 by processing slightly less recycling compared to 2018 – 2,691 tons in 2019 compared to 2,709 tons in 2018. Significant drops in mixed paper, cardboard, and glass were responsible for most of the decline. A few items, including compostable materials, batteries, and metal saw increases in tonnage. E-Waste, tires, and plastics tonnages were approximately the same as 2018. Recycling markets remained low throughout all of 2019.

The District ended 2019 with a deficit of \$16,116.38. The District ended 2018 with a deficit of \$41,069.02. Revenues in 2019 were 1% above projections. While budgeted expenses were 3% above projections. The catastrophic failure of our baler on September 24, 2018 was the largest reason for the deficit. Even though the baler was replaced in February of 2019, we incurred significant costs for the first quarter of 2019 that were directly associated with having limited or no processing capacity.

There were no additions or subtractions to the District membership in 2019. We continue to serve the largest geographical area and largest number of towns (49) in the State. Our population served is 3rd in the state behind only Chittenden Solid Waste District and the Central Vermont Solid Waste Management District.

The NEKWMD is entering 2020 with a proposed budget of \$794,823 – a decrease of 3.6% compared to 2019. The decrease reflects the continued poor markets for recyclables. The surcharge rate of \$24.75 will remain unchanged for 2020. Our surcharge on trash remains below the State average of \$26.59. The NEKWMD will be raising hauling fees by \$10 for facilities and schools. The new rates for 2020 are \$45 for facilities and \$30 for schools.

The NEKWMD was staffed by nine full-time and two part-time employees in 2019. Each of the member Towns is entitled to representation by at least one Supervisor. The Board of Supervisors is the principal authority over the NEKWMD and the primary means of contact with the member towns. The Board of Supervisors meets monthly with the District's Executive Director to set the direction of NEKWMD policy. The member Towns are also represented through their ability to vote on the NEKWMD budget at their Town Meeting in March.

Since the surcharge on trash is based on the amount of waste produced, members have a clear opportunity to control their waste management costs. Costs can decrease as waste generation rates decrease and recycling rates increase.

We would like to express our appreciation to our able staff for their continuing commitment to our mission. The 57,000 residents of 49 Towns throughout the Northeast Kingdom can be assured that the NEKWMD will continue to address their waste management concerns in a timely and environmentally sound fashion.

NEKWMD Executive Committee

Programs

Batteries

2019 marked the eighth full year of alkaline battery collection, with nearly every recycling center in the NEKWMD now collecting alkaline batteries for recycling. In 2019, we collected over 6 tons of alkaline and rechargeable batteries.

In addition to alkaline batteries, the NEKWMD collected 11 tons of lead acid batteries. Residents have 27 locations to recycle batteries. These batteries are taken to a battery manufacturer where plastic, lead, zinc, and sulfuric acid are recovered for reuse and recycling.

In addition to automotive/marine and other lead-acid batteries, the NEKWMD also collects rechargeable batteries and button batteries (hearing aid and watches) for recycling. These include nickel-cadmium, lithium, and metal hydride batteries. These batteries are commonly found in cordless phones, cameras, and power tools. Rechargeable batteries contain hazardous constituents that can be recycled, so please bring them to your local recycling center or to a household hazardous waste event.

Bicycle Swap

With support from LINK and local residents, the NEKWMD gave away 75 bicycles in 2019. Bicycles and parts were donated by businesses and residents from throughout the NEKWMD for repair and reuse. Approximately 200 bicycles were processed to be rebuilt or dismantled for parts. Bicycles were available free to anyone who came to the swap. We look forward to seeing you on May 9th, 2020 for our next giveaway.

Bulky Waste Events

Bulky wastes are large household items such as furniture, painted or treated wood, and carpeting. During 2019, ten towns offered special collections for bulky wastes, and twelve towns collected this material year-round at their transfer stations. In comparison, only four towns held bulky collections in 2002. These events have been increasing steadily over the last years. It is our intention to ensure that all NEKWMD residents have access to this type of service. Special collections for bulky wastes help reduce the illegal dumping and burning of these otherwise hard to dispose of materials.

Clothing

One clothing event was held at the North Country Union High School in Newport by *Skills USA*. These events give community residents the opportunity to dispose of unwanted clothing and to acquire items they may need. Hundreds of people attended this event generating approximately 4 tons of clothing. In Lyndonville, HOPE (Helping Other People Every day) shipped 24 tons of clothing while redistributing many more tons to the local

community through their retail location on Church Street. For both the clothing event and HOPE, the NEKWMD delivered left over textiles to the Salvation Army in Barre.

Scrap Metal

The scrap metal yard at our facility saw a steady stream of scrap metal in 2019 with a total of 160 tons of scrap metal being processed. Scrap metal is collected in roll-off containers that are removed as needed.

White goods collected in Lyndonville are drained of all ozone depleting gas and stripped of PCB containing ballasts and transformers as well as mercury containing switches and thermocouples. Scrap metal collections in other NEKWMD towns yielded an additional 240 tons of material. Scrap metal is collected in Albany, Barnet, Brighton, Brownington, Concord, Corinth, Derby, East Haven, Glover, Greensboro, Lunenburg, Lyndon, Morgan, Norton, Peacham, Ryegate, Troy, Waterford, Westfield, Westmore, and Wheelock. Bloomfield, Danville, Maidstone, and Newbury collect scrap metal at their bulky waste events.

As part of the scrap metal collections, the NEKWMD removed mercury switches from gas stoves and chest freezers, drained 959 Freon-containing appliances, and removed PCB-containing light ballasts.

Used Oil and Oil Filters

Fifteen (15) transfer stations in the NEKWMD currently collect used oil and oil filters – Albany, Cabot, Concord, Corinth, Derby, Glover, Holland, Lunenburg, Lyndon, Morgan, Norton, Peacham, Ryegate, Westfield, and Westmore. These facilities reported receiving over 2,100 gallons of used motor oil. This program has seen steady increases in participation over the past several years.

In addition to used oil, 1.5 tons of oil filters were collected for recycling. If each filter contains four ounces of oil, then almost 100 gallons of oil was kept out of the landfill and, eventually, out of the groundwater. Several local garages use our reasonably priced services, which are offered at \$75 per drum and picked up at their shop.

Household Hazardous Waste

2019 marked our 19th year of summer-long collection in Lyndonville. We accept hazardous wastes, by appointment, from May 1st through October 1st. This collection has made it convenient for residents and conditionally exempt generators (CEG) to dispose of their hazardous materials properly. It has also helped us to have one of the highest participation rates in Vermont with one of the lowest costs per participant. Collection events were also held in the towns of Albany, Bloomfield, Danville, Derby, Guildhall, Holland, Lyndon, Newbury, Westfield, and Westmore. These collections allow residents in outlying areas easier access to dispose of their hazardous materials properly. Over 4,200 households from throughout the NEKWMD participated in hazardous waste collections during 2019.

Businesses who qualify as conditionally exempt generators may use our disposal services as well. They pay for the cost of disposal, but can save money compared to using a hazardous waste contractor because the NEKWMD pays lower disposal costs than average and absorb the transportation fees.

Recycling

Recycling remains our most important and visible program. 30 facilities scattered throughout the NEKWMD allow easy access to recycling for most residents. NEKWMD residents and businesses recycled just over 15,000 tons of material in 2019. See the charts at the end of this report for information on town recycling rates and a breakdown of the materials that have been recycled through our material recovery facility.

As one of the few waste districts in Vermont to process its own materials, the NEKWMD sold \$61,000 worth of recyclables in 2019. That figure is down almost \$140,000 compared to 2018. While costs to process single stream recycling continue to soar, the NEKWMD is still able to generate some revenue from the sale of recycling. This allows us to continue to offer recycling at rates far lower than some other Districts in the State of Vermont.

As technology and market forces change, the NEKWMD is constantly researching materials to be included in our list of recyclables. Please do not hesitate to contact us with any suggestions you might have.

A complete list of acceptable materials is listed on the inside of the back cover of this report.

Compost

In 2019, commercial and home composting remained popular programs. As of July 1, 2017, all transfer stations within the NEKWMD now accept food scraps. In addition, several recycling-only facilities collect food scraps for recycling. The NEKWMD continues to expand composting opportunities throughout the district. We would like to extend a special thanks to all residents and businesses for their time and effort in diverting food waste from area landfills and keeping these programs running smoothly.

The following in-District totals include food wastes collect by the NEKWMD, Cloud's Path Farm (Sheffield), Black Dirt Farm (Stannard), and Grow Compost of VT (Waitsfield). A total of 466 tons of compostable material was collected in 2019. Several schools not listed below composted food wastes onsite.

Materials Diverted for Composting

Town	Food Waste	*Leaf/yard Waste	Total Composted
Albany	4.27 tons	n/a	4.27 tons
Barnet	8.03 tons	n/a	8.03 tons
Brighton	2.23 tons	5 tons	7.23 tons
Brownington	2.80 tons	n/a	2.80 tons
Cabot	3.97 tons	n/a	3.97 tons
Concord	7.58 tons	52 tons**	59.58 tons
Corinth	13.00 tons	n/a	13.00 tons
Danville	35.78 tons	6 tons	41.78 tons
Derby	16.75 tons	8 tons	24.75 tons
East Haven	2.25 tons	n/a	2.25 tons
Glover	4.84 tons	n/a	4.84 tons
Greensboro	24.07 tons	n/a	24.07 tons
Irasburg	2.57 tons	n/a	2.57 tons
Jay	12.00 tons	n/a	12.00 tons
Lyndon	262.83 tons	10 tons	273.83 tons
Morgan	1.90 tons	3 tons	4.90 tons
Newark	4.21 tons	n/a	4.21 tons
Newbury	3.78 tons	n/a	3.78 tons
Newport Center	1.75 tons	n/a	1.75 tons
Norton	0.20 tons	n/a	0.20 tons
Peacham	3.07 tons	n/a	3.07 tons
Ryegate	5.61 tons	3 tons	8.61 tons
Sheffield/Wheelock	7.21 tons	n/a	7.21 tons
Stannard	8.63 tons	n/a	8.63 tons
Waterford	6.64 tons	n/a	6.64 tons
Westfield	2.24 tons	n/a	2.24 tons
Westmore	1.61 tons	4 tons	5.61 tons

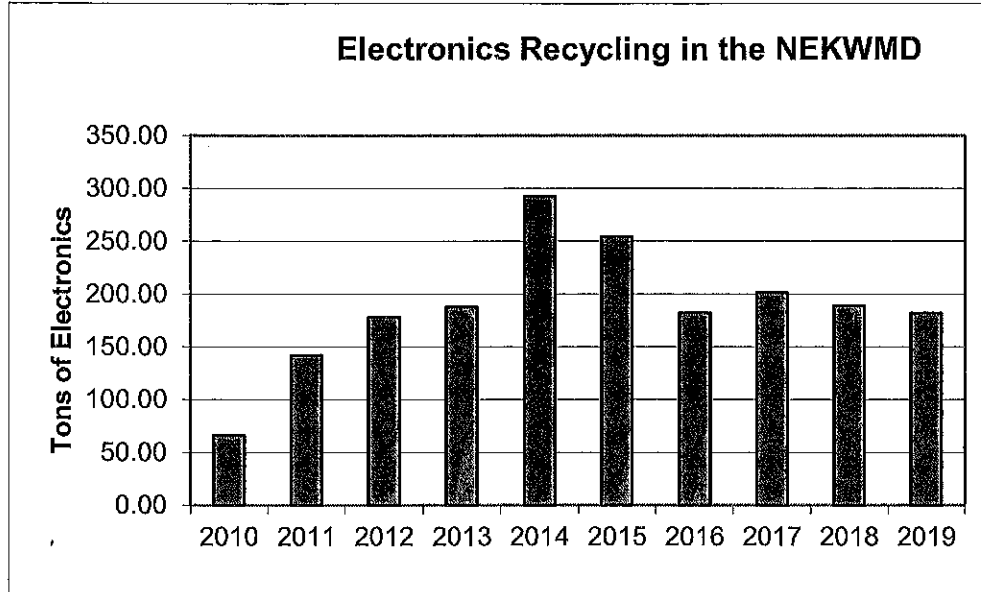
2019 Total

542 tons

*Leaf and yard wastes are also collected at facilities located in Brighton, Danville, Derby, Morgan, Ryegate, and Westmore.

**Sawdust collected from Lyndon Furniture (Concord) used in composting.

Electronics Recycling



The collection of electronics (televisions and computers) dropped slightly in 2019. The amount of e-waste being collected appears to have leveled off after the peak in 2014 and 2015. NEKWMD residents and businesses recycled 182 tons of e-waste in 2019. Televisions, computers, and computer peripherals are collected **free** at 22 locations throughout the NEKWMD. Check our website for the location nearest you.

Discarded electronics go to Good Point Recycling in Middlebury, Vermont where they are refurbished or demanufactured and recycled. The NEKWMD also accepts most stereo, video, gaming systems and components, cellular phones, and toner cartridges for recycling at no charge.

The NEKWMD has been collecting E-wastes since 2001. We collected 1.53 tons that first year.

Reuse

Do you have items that are still usable but that you do not need any longer? If so, there are a number of ways to get those items to people who can use them. Below is a list of websites that may help you or your business.

- <https://www.freecycle.org/> - With various regional groups, this online community site offers a forum to offer – for free - unwanted items. You can also post items that you may need. Site is free to sign up and easy to use.
- <http://getatstuff.net/> - Also known as the Assistive Technology Exchange of New England, this site offers devices, such as wheelchairs, crutches, hospital beds, etc., to those that need it the most.

- <http://vermont.wheelsforwishes.org/> - Donate your car or truck or RV and get a tax deduction. Proceeds from the sale of your donated vehicle go directly to Make-A-Wish-Vermont and helps a local child.
- <http://www.reusemarketplace.org/> - Similar to a classified ad section, this site is an online forum to either buy or sell unused building or office items or materials that you want to offload. You may post your listings free or set a price. This site is a very easy and widely used which keeps items out of the landfill.

In addition to these on-line services, you can still find print sources for reuse opportunities in many local stores. *The Green Mountain Trading Post* and *Uncle Henry's* are two of the more popular sources.

Local newspapers throughout the Northeast Kingdom often advertise yard sales, rummage sales, clothing drives, and other reuse activities.

Schools

Through our continued contact with Northeast Kingdom schools, we have helped implement school recycling programs throughout the NEKWMD and, since 2015, all District schools have a recycling program. These programs are continuously monitored and new materials are collected for recycling as our program permits. In addition to recycling, 25 schools are currently participating in a food scrap diversion program, many of which are utilizing our off-site hauling service or composting on-site with NEKWMD resources.

The NEKWMD Outreach Coordinator is available to assist schools in member towns with waste management education and training, recycling/composting program implementation, in-class presentations, after-school programs, and scheduling tours of our recycling facility or other regional waste management facilities. This year, the NEKWMD assisted three schools in performing TOLDs (Trash on the Lawn Day) in addition to conducting in-class educational programs and/or after-school programs at 10 schools to over 500 students, ranging grades K-12.

Recycling bins, composting supplies, and hauling services are available to NEKWMD schools.

Outreach Programs

In addition to school outreach, our Outreach Coordinator is available for educational and technical assistance to help businesses in member towns comply with Act 148. The NEKWMD offers technical assistance, employee training, signage, or any other resource available to help the business successfully transition to complying with Act 148.

The NEKWMD Outreach Coordinator supports member towns in educating residents by periodically updating our website with informational resources as well as conducting in-person outreach with informational tables at recycling centers, county fairs, farmer's markets, and school community open houses'.

Regulatory Services

Compliance

With the adoption of the Universal Recycling law (Act 148), Vermont has taken an ambitious step to reduce the amount of material that goes to the landfill. Universal Recycling gives all Vermonters the opportunity to keep valuable materials out of landfills by providing convenient and consistent services for recycling and composting throughout the state.

In 2019, the District continued to assist our membership with compliance in accordance with Act 148. Cabot began collecting food scraps at their facility, and we are preparing to add several more towns to the list in 2020.

In addition to working on compliance with the Universal Recycling Law (Act 148), NEKWMD completed Certification and recertification applications to the State of Vermont for transfer stations, recycling centers, and closed landfills. Certifications are completed as new towns enter the NEKWMD and present towns rebuild or relocate facilities. Existing facilities are re-certified every five to ten years in accordance with State law. The NEKWMD ensures that over 30 facilities throughout the NEKWMD are properly certified by the State of Vermont.

The NEKWMD completes facility reports for 28 member towns, including Albany, Barnet, Brighton, Brownington, Cabot, Concord, Corinth, Danville, Derby, Glover, Greensboro, Groton/Ryegate, Holland, Lyndon, Morgan, Newark, Newbury, Newport Town, Norton, Peacham, Sheffield/Wheelock, Troy/Jay, Waterford, Westfield, and Westmore. We are willing to complete facility reports for any member town that may need assistance.

Summary of Universal Recycling Law (Act 148)

The new Universal Recycling law calls for trash to be charged on a per unit basis, often referred to as unit-based pricing (charge per bag or by weight). Simultaneously, the law phases in landfill disposal bans on listed recyclables, leaf and yard debris, clean wood debris, and food scraps. Universal Recycling will also provide more opportunities for residents to separate recyclables and food scraps, leaf and yard debris by requiring solid waste haulers, transfer stations, and drop-off facilities to offer residential collection services for these materials. The bans are phased in based on the type of material (recyclables, leaf and yard debris, clean wood debris, or food scraps), and the type and size of the generator (businesses, municipalities, solid waste facilities and haulers, or residents). The phased timeline also allows for the gradual development of services and infrastructure needed to recycle and compost all of these valuable materials. The law takes full effect in 2020.

Timeline for Act 148 Implementation:

July 1, 2020:

- Food scraps are banned from landfill disposal

Get to Know Us

On the Radio

After almost 10 years of having a weekly presence on WKXH – Kix 105.5 FM, the NEKWMD decided to end the weekly spot and spread its radio advertising to multiple stations throughout the Northeast Kingdom. Radio ads can now be heard regularly on the following stations: WKXH 105.5 FM, WGMT 97.7 FM, and WJJZ 94.5 FM.

On the Web

Check us out on the web at www.nekwmd.org. Residents can find tips for reducing waste, and answers to questions about recycling, composting, hazardous waste disposal, and more. The calendar of events is updated bi-annually as new events are scheduled. There are also links to other sites of interest. We can also be contacted at our Facebook page where we answer questions and post events from our calendar. If you have any questions or would like to see additional information posted on our site, please contact Shannon Choquette at outreach@nekwmd.org.

Our Personal Commitment

NEKWMD personnel engage in a number of reuse activities in a continual effort to keep costs down. It is standard office policy to purchase recycled office supplies, make double-sided copies, and use both sides of a sheet of paper before it is discarded for recycling. At the same time, all office and warehouse personnel compost coffee grounds and other suitable organic wastes.

All of NEKWMD's equipment such as pallets, metal and fiber drums, large plastic bags, and Gaylord boxes that is used at your local recycling center is, in fact, reused. This practice has allowed us significant savings. If purchased new, any such equipment would be an estimated \$8,000 annually. The open and closed top steel drums used by the household hazardous waste program alone would cost approximately \$3,000 annually, if purchased new.

As a public service organization, NEKWMD staff is continuously striving to find areas for improvement and cost savings.

Financial Information

Grants

The NEKWMD received several grants in 2019. A summary of the grants is provided in the following chart.

Granting Authority	Purpose	Grant Amount
VT Agency of Natural Resources	Hazardous Waste	\$74,251.59
VT Dept. of Agriculture	Pesticide Disposal	\$3,885.00
National Electronic Manufacturer Association	Fluorescent Light Bulb Disposal	\$7,365.93
United State Department of Agriculture (USDA)	Rural Economic Area Partnership Grant	\$64,000.00
North Country Federal Credit Union	Adult Education Waste Reduction	\$500.00
	2019 Total	\$150,002.52

Indebtedness Statement as of 12/31/2019

<u>CHANGES IN DEBT FOR 2019</u>		
Line of Credit as of 12/31/19 (including interest)		\$ 38,695.78
Equipment Loans (including interest)	'17 Truck	\$ 73,901.24
	'12 Truck	\$ 34,696.81
	Baler	<u>\$202,686.15</u>
TOTAL NOTES PAYABLE 2019		\$349,979.98
Reductions in notes payable	'17 Truck	(\$ 55,425.93)
	Baler	<u>(\$ 64,000.00)</u>
REMAINING NOTES PAYABLE 12/31/2019		\$230,554.05

Fund Balance as of 12/31/2019

DISTRICT FUND BALANCE **(\$16,116.38)**

2020 PROPOSED BUDGET

	A	B	C	D
1	BUDGET ITEM	2019 BUDGET	2019 ACTUAL as of 12/31/2019	2020 PROPOSED BUDGET
2	ADMINISTRATION EXPENSES			
3	Advertising	\$400.00	\$263.75	\$200.00
4	Audit -- Financial	\$7,595.00	\$8,595.00	\$7,595.00
5	Audit -- Waste Haulers	\$2,000.00	\$1,135.00	\$600.00
6	Bank Charges	\$0.00	\$0.00	\$50.00
7	Books & Subscriptions	\$100.00	\$0.00	\$100.00
8	Cleaning	\$1,920.00	\$1,760.00	\$1,920.00
9	Copier	\$2,000.00	\$1,551.83	\$1,500.00
10	Dues/Permits/Fees/Penalties	\$5,000.00	\$6,976.12	\$4,600.00
11	Heating Fuel	\$1,500.00	\$918.36	\$1,500.00
12	Interest Expense	\$0.00	\$0.00	\$0.00
13	Liability & Casualty Ins.	\$15,000.00	\$13,816.00	\$13,000.00
14	Planning	\$1,000.00	\$0.00	\$0.00
15	Legal Fees	\$1,500.00	\$2,895.00	\$0.00
16	Postage	\$2,000.00	\$2,124.45	\$2,000.00
17	Office Supplies	\$3,600.00	\$3,925.44	\$3,600.00
18	Telephone - Office	\$3,000.00	\$2,949.88	\$3,000.00
19	Water/Sewer	\$1,100.00	\$932.72	\$1,100.00
20	TOTAL ADMINISTRATION	\$47,715.00	\$47,843.55	\$40,765.00
21	Gross Wages	\$394,610.00	\$378,076.79	\$387,800.00
22	OT Wages--Warehouse	\$5,000.00	\$4,856.87	\$5,000.00
23	Fica (Employer Match)	\$24,466.00	\$23,772.93	\$24,000.00
24	Medi (Employer Match)	\$5,722.00	\$5,559.94	\$5,625.00
25	Unemployment Insurance	\$5,000.00	\$1,613.48	\$2,212.00
26	VMERS (Retirement)	\$21,010.00	\$20,635.87	\$21,000.00
27	Workman's Comp. Insurance	\$55,000.00	\$57,000.00	\$55,000.00
28	Mileage - Employee	\$7,000.00	\$8,454.13	\$7,000.00
29	Mileage- Supervisor's	\$4,000.00	\$2,275.37	\$3,200.00
30	Supervisor Secretary Payments	\$500.00	\$500.00	\$500.00
31	Personnel Equipment	\$500.00	\$406.26	\$250.00
32	Training	\$1,500.00	\$774.72	\$500.00
33	Travel	\$100.00	\$75.14	\$50.00
34	TOTAL PERSONNEL	\$524,408.00	\$504,001.50	\$512,137.00
35				
36	Loss of Use-Baler	\$0.00	\$16,542.76	\$0.00
37	TOTAL LOSS OF USE	\$0.00	\$16,542.76	\$0.00
38				
39	BUILDING EXPENSES			
40	Improvements	\$1,000.00	\$2,462.59	\$500.00
41	Electricity	\$9,000.00	\$5,357.24	\$7,300.00
42	Maintenance	\$1,000.00	\$2,341.31	\$500.00
43	Misc. Supplies	\$1,000.00	\$0.00	\$1,000.00
44	Trash Removal	\$3,000.00	\$3,085.16	\$3,000.00
45	TOTAL BUILDING	\$15,000.00	\$13,246.30	\$12,300.00

2020 PROPOSED BUDGET

	A	B	C	D
46	BUDGET ITEM	2019 BUDGET	2019 ACTUAL as of 12/31/2019	2020 PROPOSED BUDGET
47	EQUIPMENT EXPENSES			
48	Purchases	\$500.00	\$498.25	\$0.00
49	Baler Loan Payment	\$40,000.00	\$64,000.00	\$40,537.00
50	Baler Repairs	\$1,000.00	\$0.00	\$1,944.00
51	Baler Supplies	\$8,000.00	\$6,323.68	\$8,000.00
52	Forklift Fuel	\$2,200.00	\$2,193.24	\$2,500.00
53	Forklift Repairs	\$4,000.00	\$992.72	\$3,000.00
54	Misc. Equipment Repairs	\$1,500.00	\$0.00	\$1,500.00
55	Skidsteer Fuel	\$500.00	\$0.00	\$0.00
56	Skidsteer Repairs	\$5,000.00	\$2,319.38	\$4,000.00
57	Warehouse Supplies	\$2,000.00	\$3,150.31	\$2,000.00
58	Trucks--Diesel	\$21,000.00	\$21,753.75	\$22,000.00
59	Trucks--Repairs	\$12,000.00	\$22,094.89	\$12,000.00
60	TOTAL EQUIPMENT	\$97,700.00	\$123,326.22	\$97,481.00
61	PROGRAMS EXPENSES			
62	Advertising	\$1,000.00	\$306.25	\$500.00
63	Permits & Fees	\$450.00	\$235.00	\$500.00
64	Composting	\$20,000.00	\$19,426.50	\$20,000.00
65	Composter/Bin	\$3,000.00	\$2,263.68	\$1,500.00
66	Dues & Subscription	\$0.00	\$0.00	\$0.00
67	Education Outreach	\$10,000.00	\$10,762.53	\$11,000.00
68	Hazmat Disposal	\$24,000.00	\$33,307.06	\$23,000.00
69	Hazmat Supplies	\$3,000.00	\$3,849.72	\$3,000.00
70	Sale of Recyclables-Processing	\$25,000.00	\$32,172.59	\$22,000.00
71	Special Collections	\$300.00	\$0.00	\$40.00
72	Supplies	\$500.00	\$1,589.05	\$600.00
73	Tire Disposal	\$9,000.00	\$14,506.50	\$14,000.00
74	TOTAL PROGRAMS	\$96,250.00	\$118,418.88	\$96,140.00
75	SUB-TOTAL	\$781,073.00	\$823,379.21	\$758,823.00
76				
77	Capital Improvement Fund	\$44,000.00	\$28,060.00	\$36,000.00
78	TOTAL CAPITAL FUND	\$44,000.00	\$28,060.00	\$36,000.00
79				
80	TOTAL NEK EXPENSES	\$825,073.00	\$851,439.21	\$794,823.00
81				
82	Grants--St of VT & USDA	\$59,000.00	\$150,002.52	\$82,000.00
83	Hauling--Recycling Pick-ups	\$41,000.00	\$43,240.00	\$48,000.00
84	Haz Mat/Paint Care	\$3,500.00	\$6,333.65	\$5,400.00
85	Interest Income	\$25.00	\$10.61	\$10.00
86	Miscellaneous Income	\$500.00	\$1,703.79	\$1,200.00
87	Program Sales--Composter/Bins	\$1,000.00	\$1,152.00	\$1,600.00
88	Programs- Oil Filter Program	\$150.00	\$75.00	\$150.00
89	Sale of Recyclables	\$130,000.00	\$61,254.75	\$88,000.00
90	Compost Income	\$18,000.00	\$20,624.33	\$19,225.00
91	Electronics Income	\$15,000.00	\$25,670.27	\$21,200.00
92	Scrap Metal Income	\$25,000.00	\$13,283.90	\$18,000.00
93	Battery Income	\$8,000.00	\$5,520.75	\$6,500.00
94	Tire Income	\$12,000.00	\$14,257.40	\$16,000.00
95	Per Capita Assessment	\$41,500.00	\$42,834.60	\$42,538.00
96	Surcharge--Waste Haulers	\$470,398.00	\$449,359.26	\$445,000.00
97	TOTAL NEK REVENUES	\$825,073.00	\$835,322.83	\$794,823.00

Figure 1 - Total Recyclables Processed

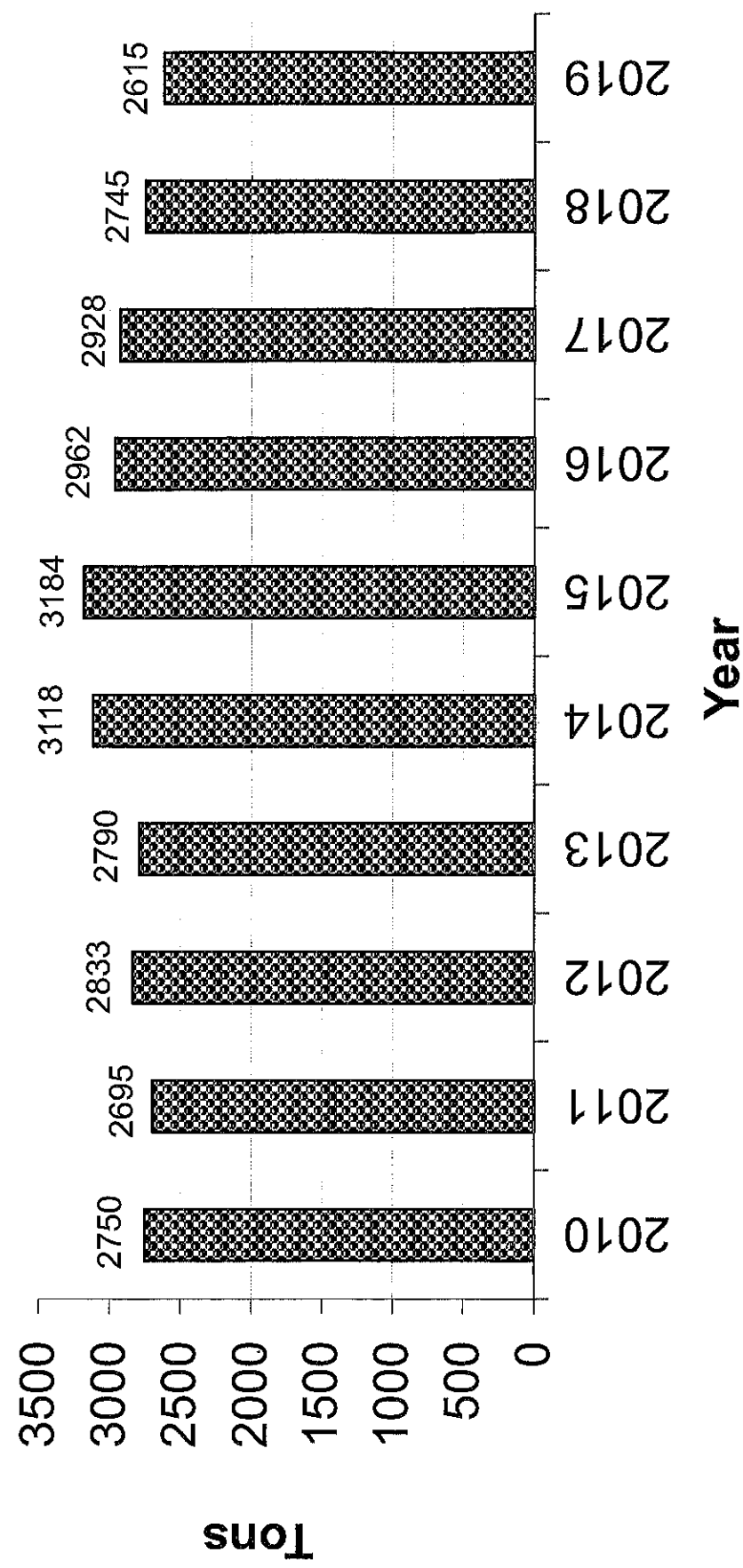


Figure 2 - Town Comparison Chart - 2019

Town	Population 2013 VT DOH	Seasonal Population	Trash Generation Tons	Recycling (3) Generation - Tons	Recycling Percent	Total waste Generation (tons)	Disposal per person per day (lbs)	Diversion per person per day (lbs)
Albany/Irasburg	2080	145	428	399	48%	827	1.05	0.98
Barnet	1694	233	492	397	45%	889	1.40	1.13
Bloomfield	220	92	43	47	52%	90	0.76	0.83
Brighton	1202	326	358	463	56%	821	1.28	1.66
Brownington	977	85	207	297	59%	504	1.07	1.53
Brunswick	114	45	36	26	42%	62	1.24	0.90
Cabot/Marshfield	3007	221	1015	1231	55%	2246	1.72	2.09
Charleston	1013	185	110	214	66%	324	0.50	0.98
Concord/Victory	1277	314	412	399	49%	811	1.42	1.37
Corinth	1370	208	363	344	49%	707	1.26	1.19
Danville	2216	270	560	549	50%	1109	1.23	1.21
Derby	4544	318	1289	2776	68%	4065	1.45	3.13
East Haven	289	49	37	63	63%	100	0.60	1.02
Glover	1111	286	268	290	52%	558	1.05	1.14
Granby/Maidstone	291	260	89	90	50%	179	0.89	0.89
Greensboro	752	406	1322	293	18%	1615	6.26	1.39
Groton/Ryegate	2178	302	597	509	46%	1106	1.32	1.13
Guildhall	256	45	69	49	42%	118	1.26	0.90
Holland	622	158	221	138	38%	359	1.55	0.97
Kirby (3)	494	41	66	81	55%	147	0.68	0.00
Lunenburg	1286	172	292	230	44%	522	1.10	0.87
Lyndon	5974	63	2383	2406	50%	4789	2.16	2.18
Morgan	754	469	115	226	66%	341	0.52	1.01
Newark	584	284	64	147	70%	211	0.40	0.93
Newbury	2211	323	483	459	49%	942	1.04	0.99
Newport Center	1869	166	432	417	49%	849	1.16	1.12
Norton(2)/UTGs(1)	223	433	49	143	75%	192	0.41	1.20
Peacham	732	218	196	199	50%	395	1.13	1.15
Sheffield/Wheelock	1510	211	337	345	51%	682	1.07	1.10
Stannard	216	30	10	43	81%	53	0.22	0.96
Sutton (3)	1026	50	254	179	41%	433	1.29	0.91
Topsham	1174	156	344	252	42%	596	1.42	1.04
Troy/Jay	2195	530	1017	785	44%	1802	2.04	1.58
Waterford	1291	62	345	270	44%	615	1.40	1.09
Westfield	529	127	91	173	66%	264	0.76	1.45
Westmore	345	406	132	145	52%	277	0.96	1.06
Totals	47626	7689	14526	15077	51%	29603	1.44	1.49

(1) The Unified Towns and Gores of Essex County include Averill, Avery's Gore, Ferdinand, Lewis, Warner's Grant and Warren's Gore

(2) Norton's recycling figures are provided by Coos County, NH

(3) This column represents total recycling from all sources - figures 1 & 3 represent recycling processed through Lyndonville

Figure 3 - Processed Recyclables 2019 (2615 total tons)

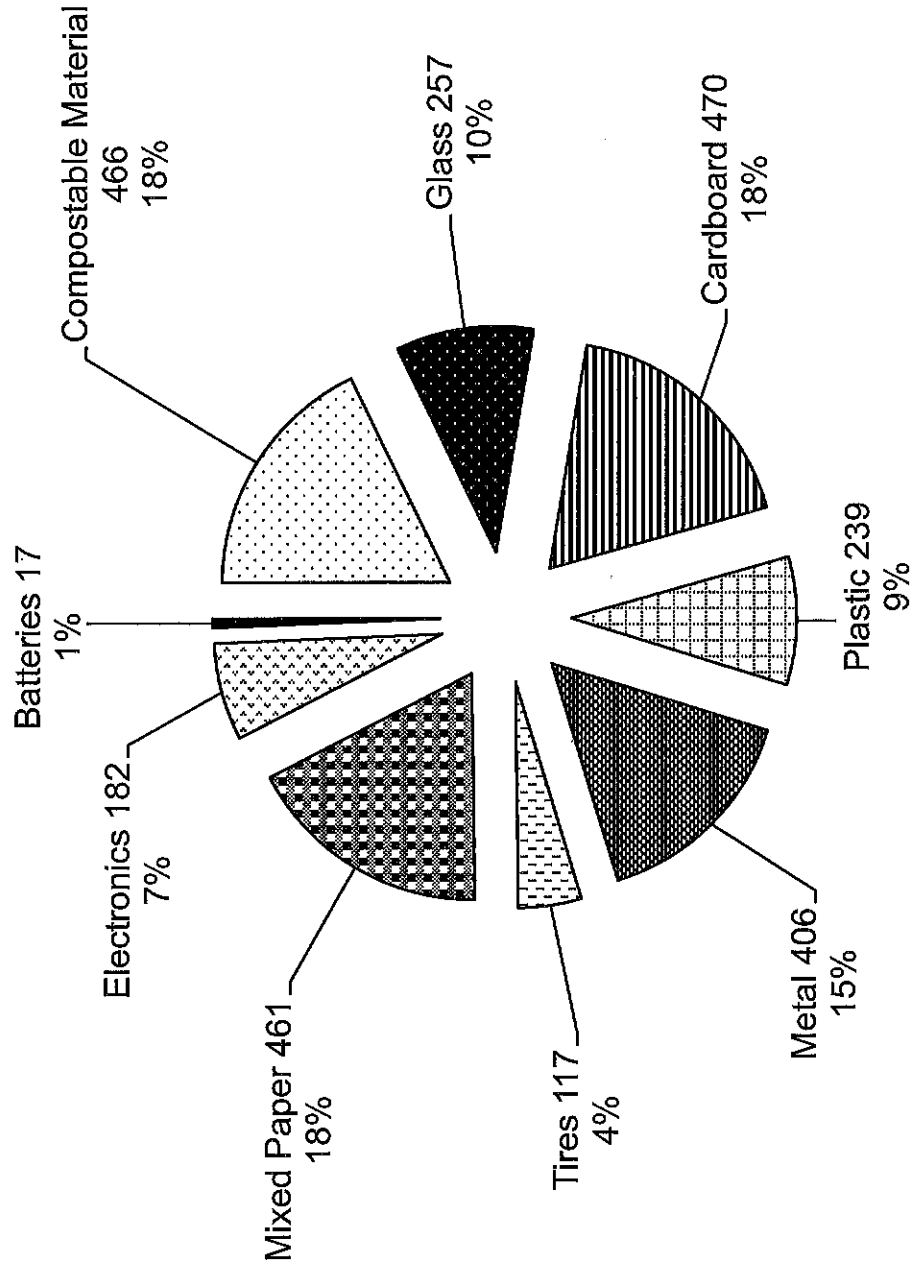


Figure 4 - NEKWMD Budget Trend

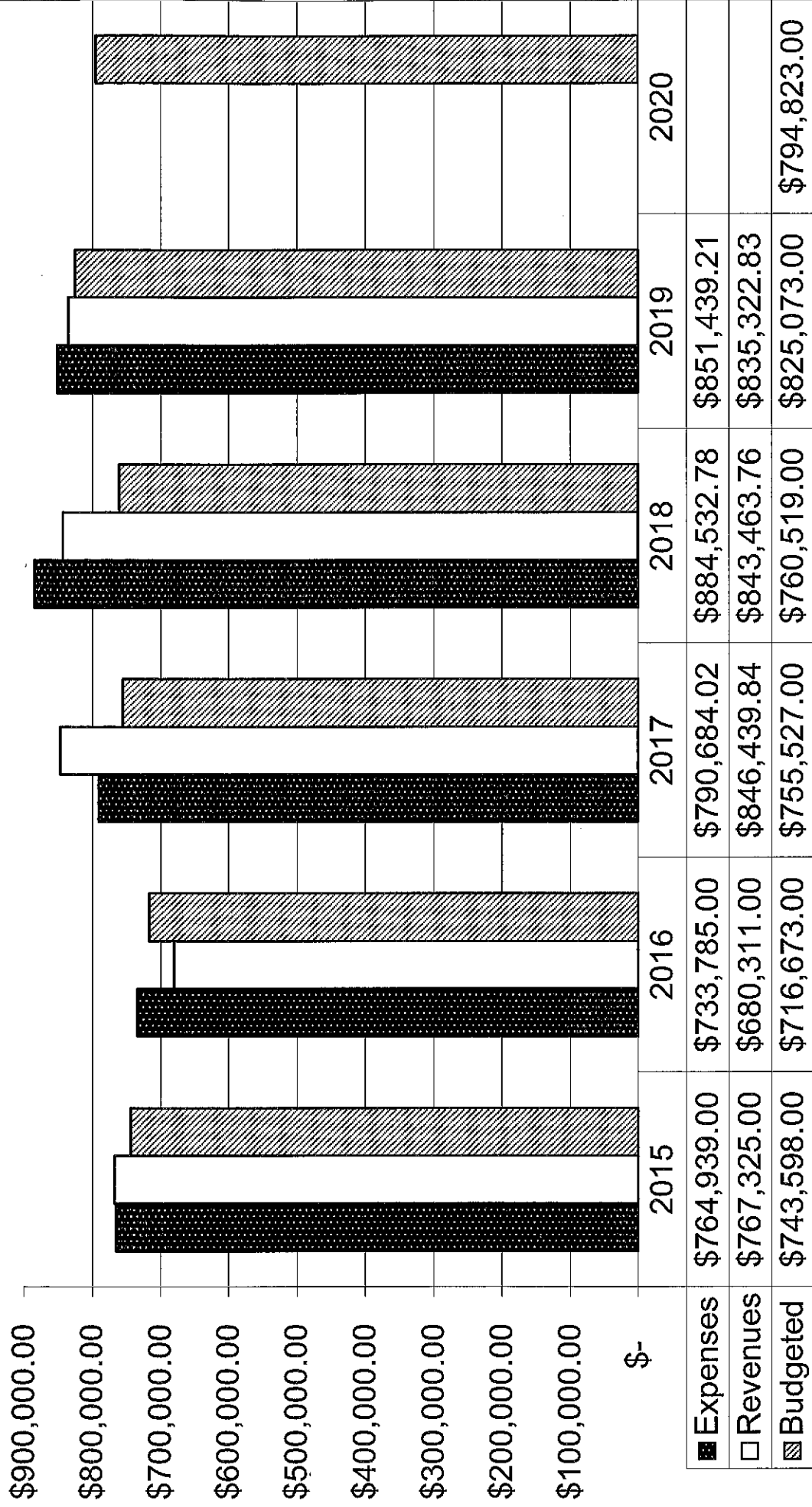


FIGURE 5 - NEKWMD HHW TOTALS - 2019

Material	Totals
Flammable Liquids	2695 gal
Paint (Oil & Latex)	34 cubic yd
Lab Pack Aerosols	220 gal
Lab Pack Pesticides	825 gal
Oil Filters	4524 lbs
Aerosols	150 drums
Acids	165 gal
Bases	165 gal
Flammable solids	17 cu yds
Antifreeze	330 gal
Propane Tanks - 20 Lbs (each)	18
Propane Tanks - 1 Lbs (each)	3704
Propane/Other Cylinders (each)	4
PCB's	0
Lab Pack Mercury	0
Oxidizer Lab Pack	55 gal

OTHER MATERIALS COLLECTED

Materials	Amount
Computers/Televisions	182 tons
Fluorescent bulbs	35,758 lf
CFLs, HG Vapor, U-Tubes	3,941 units
Lead-acid batteries	9.56
Waste oil	2145 gal

HHW PARTICIPATION 2019

Event	# Participants
	Households
Walk-in Appointments	217
HHW Collections	495
Oil/Battery/Bulb collections*	3500
Totals	4212
Area Households	21,275
Percent participation	19.80%

*Estimated

Remove this page and save for reference

RECYCLING IN THE NEK*

*** Not all materials are accepted in every Town ***

Items not on this list are not accepted for recycling.

NEWSPAPERS, MAGAZINES & OFFICE PAPER (JUNK MAIL):

Mix together - catalogs, telephone books, glossy inserts, paperback books, colored paper, white paper, wrapping paper and junk mail. Any color or type of paper can be in this category. *NO coffee cups, ice cream cartons, brown Kraft bags, boxboard, or metallic wrapping paper.*

CORRUGATED CARDBOARD, BROWN KRAFT BAGS & BOXBOARD:

Remove excess tape. Staples are OK. *NO wax-coated cardboard, cardboard soiled with food waste, coffee cups, ice cream cartons, or Styrofoam. NO strings, handles, or boxes with plastic layers.*

TIN CANS: Please rinse. Flattening & removing labels is not required. *Separate from aluminum cans (a magnet will stick to tin but not to aluminum).*

ALUMINUM CANS, FOIL, AND FOOD TRAYS: Please rinse. Flattening & removing labels is not required. *Snack bags and candy wrappers are not aluminum foil.*

GLASS (ALL COLORS): Please rinse and remove lids (recycle with tin). Any color bottle or jar. *NO crystal, window glass, mirrors, ceramics, Pyrex, or drinking glasses. NO light bulbs.*

#1 - #4 PLASTIC CONTAINERS & #5 FOOD-GRADE CONTAINERS:

Locate # of plastic in recycling symbol on container. *2-gal capacity or less.* Labels are OK, please crush larger containers. Please rinse. *#5 accepted if it's a food container. NO black plastic containers of any kind. NO automotive fluid bottles. NO vinyl siding, toys, CD cases, VHS tapes, Styrofoam, syringes, or medical devices – these items are trash.*

PLASTIC BAGS: Plastic bags must be labeled #2, #4, or #5. Any color accepted. Includes Bubble Wrap. *NO Ziplock bags.*

ELECTRONICS: Computers & Peripherals, Computer Monitors, Cathode Ray Tubes, TVs, Printers, Personal Electronics such as Personal Digital Assistants and Music Players, Electronic Game Consoles, Fax Machines, Wireless Telephones, Telephones, Answering Machines, Videocassette Recorders, DVD Players, Digital Converter Boxes, Stereo Equipment, and power supply cords (as used to charge electronic devices). *NO coffee makers, irons, or vacuum cleaners.*

FOOD WASTE – *Food Scraps Only.* Meat, seafood, dairy products, fruits, and vegetables. Please keep liquids, oils, and grease separate. *NO PLU stickers, milk or juice cartons, compostable bags, utensils, plates or cups, store bought floral products.*

*** Not all materials are accepted in every Town**

Additional Recyclable Materials:

- Aerosol Cans
- Agricultural Bale Wrap
- Alkaline Batteries, Automotive Batteries, Rechargeable Batteries
- Cellular Phones
- Fluorescent Bulbs, CFL's
- Hard and Soft Covered Books (Soft Cover with mixed paper)
- Lead Fishing Sinkers
- Leaf and Yard Waste
- Liquid Cooking Oils
- Mercury Containing Devices (Thermostats, Thermometers, Etc.),
- Oil, Oil Filters
- Printer Cartridges
- Propane Tanks- Small
- Scrap Metal
- Tires - Fees apply. Check with your local facility for availability and pricing.

HOUSEHOLD HAZARDOUS WASTE – BY APPOINTMENT ONLY

Monday – Friday, May to the end of September in Lyndonville
Special remote events throughout the District; May 1 – October 1.
Fees apply for business wastes. Call for details.

**Lyndonville walk-in is open to residents of all NEKWMD towns
Wednesday 8am – 4pm & Saturday 8am – 3pm**

IF YOU HAVE ANY QUESTIONS – PLEASE CONTACT
THE NORTHEAST KINGDOM WASTE MANAGEMENT DISTRICT AT
(802) 626-3532 or (800) 734-4602
On the web at www.nekwmd.org, e-mail outreach@nekwmd.org

*** Not all materials are accepted in every Town**