



**NORTHEAST KINGDOM  
WASTE MANAGEMENT DISTRICT**

**REDUCE - REUSE - RECYCLE**

# **ANNUAL REPORT**

**FOR THE YEAR ENDING  
DECEMBER 31, 2020**

## Who's Who in the NEKWMD

<u>Executive Committee</u>	Chair	Nick Rivers	Albany
	Vice Chair	Walter McNeil Jr.	Danville
	Treasurer	Paulette Routhier	Bloomfield
	Clerk	Gene Perkins	Ryegate
	Members-At-Large	Steve Barrup	Newport Center
		Joe Noble	Holland
	Preston Smith	Wheelock	

<u>Staff</u>	Executive Director	Paul Tomasi
	Operations Manager	Corey Raymond
	Admn. Assistant	Michelle Trottier
	Outreach Coordinator	Shannon Choquette
	Truck Drivers	Steve Hodgdon, Bill Pierce
	Material Handling Techs.	Paul Conway, Eric Dalton, Clif Sullivan, Steve Smith, Brian Stone, Robert Balesheski

### Board of Supervisors

Albany	Nick Rivers	Maidstone	Amy Pear
Barnet	William Douglas	Marshfield	Vacant
Bloomfield	Paulette Routhier	Morgan	Bob Durgin
Brighton	Bruce Rumball	Newark	Jan Clausing
Brownington	Lila Stevens	Newbury	Claude Phipps
Brunswick	Paulette Routhier	Newport Center	Steve Barrup
Cabot	Vacant	Norton	Gina Vigneault
Charleston	Pat Austin	Peacham	Amber Lowell
Concord	Bill Humphrey	Ryegate	Gene Perkins
Corinth	Bob Sandberg	Sheffield	Preston Smith
Danville	Walter McNeil Jr.	Stannard	Tom Gilbert
Derby	Irene Dagesse	Sutton	Elizabeth Hubbard
	Francis Batchelder	Topsham	Megan Clark
East Haven	Kirwin Flanders	Troy	Gaston Bathalon
Glover	Jack Sumberg	Victory	Otis McKinstry
Granby	John Laferriere	Waterford	Richard Stodola
Greensboro	Ken Johnston	Westfield	Yves Daigle
Groton	Tim Dailey, Sr	Westmore	Miriam Simonds
Guildhall	Gary Brown	Wheelock	Preston Smith
Holland	Joe Noble	UTGs	Gina Vigneault
Irasburg	Dustin Sanville	(UTGs include Averill, Avery's Gore, Ferdinand, Lewis, Warner's Grant, & Warrens Gore)	
Jay	Dave Sanders		
Kirby	Rebecca Hill-Larson		
Lunenburg	Jim Peyton		
Lyndon	Steve Gray		
	Vacant		
	Vacant		

## **Executive Committee Report**

The NEKWMD finished 2020 by processing more recycling compared to 2019 – 2,882 tons in 2020 compared to 2,691 tons in 2019. Significant increases in organics, tires, cardboard, and scrap metal offset decreases in plastic and mixed paper. E-Waste, glass, and battery tonnages were approximately the same as 2019. Recycling markets remained stable but low throughout most of 2020.

The District ended 2020 with a deficit of \$8,338.22. Revenues in 2020 were 5% above projections, while expenses were 6% above projections. The COVID19 pandemic did disrupt our work schedule for several weeks in the spring, but it does not appear to have impacted the District significantly over the course of the entire year. Legal fees and truck repairs were the primary drivers of the deficit in 2020. Fees used to generate revenues will increase slightly in 2021. The per capita assessment will be increased from \$0.90/person to \$0.94/person, the surcharge will increase by \$0.24/ton from \$24.75 to \$24.99, and hauling fees will increase from \$45 and \$30/stop to \$49 and \$33/stop for facilities and schools, respectively.

There were no additions or subtractions to the District membership in 2020. We continue to serve the largest geographical area and largest number of towns (49) in the State. Our population served is 3<sup>rd</sup> in the state behind only Chittenden Solid Waste District and the Central Vermont Solid Waste Management District.

The NEKWMD is entering 2021 with a proposed budget of \$809,527 – an increase of 1.85% compared to 2020. Due to the COVID19 pandemic, the District's 2021 budget will be acted upon by the District Board of Supervisors at their regularly scheduled meeting on March 9, 2021. The District sought and received a one-time legislative remedy in order to act on the budget internally. There will be 2 additional public hearings to receive input on the 2021 proposed budget. These meetings will be held via ZOOM on February 18 and 25, 2021 at 6pm.

The NEKWMD was staffed by nine full-time and three part-time employees in 2020. Each of the member Towns is entitled to representation by at least one Supervisor. The Board of Supervisors is the principal authority over the NEKWMD and the primary means of contact with the member towns. The Board of Supervisors meets monthly with the District's Executive Director to set the direction of NEKWMD policy.

Since the surcharge on trash is based on the amount of waste produced, members have a clear opportunity to control their waste management costs. Costs can decrease as waste generation rates decrease and recycling rates increase.

We would like to express our appreciation to our able staff for their continuing commitment to our mission. The 47,600 residents of 49 Towns throughout the Northeast Kingdom can be assured the NEKWMD will continue to address their waste management concerns in a timely and environmentally sound fashion.

***NEKWMD Executive Committee***

## Programs

### Batteries

Vermont leads the nation in per capita battery recycling. This year was the ninth full year of our battery collection program. With 27 District facilities and numerous pharmacy and retail locations, residents have ample access to convenient battery recycling throughout the NEK. These locations accept all primary and rechargeable household batteries, including alkaline, nickel-cadmium, lithium, and metal hydride battery chemistries.

In 2020, NEKWMD locations collected just under 6 tons of primary and rechargeable batteries. This amount was slightly less than in 2019. This decrease, which can be attributed to the COVID-19 Stay at Home orders, was not unique to the NEKWMD and occurred throughout the state. In addition to primary and rechargeable batteries, the NEKWMD collected over 12.5 tons of lead acid batteries. Batteries are taken to a battery manufacturer where plastic, lead, zinc, and sulfuric acid are recovered for reuse and recycling.

Current market trends suggest that lithium-ion battery use will greatly increase in consumer products within the next decade. Damaged lithium-ion batteries are prone to cause fires if punctured. Please be cautious when recycling damaged lithium-ion batteries by bagging the battery separately and handing directly to the recycling attendant.

### Bicycle Swap

Due to the COVID19 pandemic, this event was cancelled in 2020.

### Bulky Waste Events

Bulky wastes are large household items such as furniture, painted or treated wood, and carpeting. During 2020, ten towns offered special collections for bulky wastes, and twelve towns collected this material year-round at their transfer stations. In comparison, only four towns held bulky collections in 2002. These events have been increasing steadily over the years. It is our intention to ensure that all NEKWMD residents have access to this type of service. Special collections for bulky wastes help reduce the illegal dumping and burning of these otherwise hard to dispose of materials.

### Clothing

In 2020, the annual clothing drop and swap typically co-hosted by the NEKWMD and the North Country Union High School chapter of *Skills USA* was cancelled due to the pandemic. Lyndonville's HOPE (Helping Other People Every day) accepts gently-used clothing for donation to redistribute to the community through their thrift store, allowing tons of material to be kept out of the landfill. We assisted HOPE by shipping approx. 4 tons of clothing not suitable for sale to the Salvation Army warehouse in Barre.

## Scrap Metal

The scrap metal yard at our Lyndonville facility saw a steady stream of scrap metal in 2020 with a total of 254 tons of scrap metal being collected. Scrap metal is collected in roll-off containers that are removed as needed.

White goods collected in Lyndonville are drained of all ozone depleting gas and stripped of PCB containing ballasts and transformers as well as mercury containing switches and thermocouples. Scrap metal collections in other NEKWMD towns yielded an additional 298 tons of material. Scrap metal is collected in Albany, Barnet, Brighton, Concord, Corinth, Derby, Glover, Greensboro, Lunenburg, Lyndon, Morgan, Norton, Peacham, Ryegate, Troy, Waterford, Westfield, Westmore, and Wheelock. Bloomfield, Danville, Maidstone, and Newbury collect scrap metal at their bulky waste events.

As part of the scrap metal collections, the NEKWMD removed mercury switches from gas stoves and chest freezers, drained 1,022 Freon-containing appliances, and removed PCB-containing light ballasts.

## Used Oil and Oil Filters

Fifteen (15) transfer stations in the NEKWMD currently collect used oil and oil filters – Albany, Cabot, Concord, Corinth, Derby, Glover, Holland, Lunenburg, Lyndon, Morgan, Norton, Peacham, Ryegate, Westfield, and Westmore. These facilities reported receiving over 2,035 gallons of used motor oil. We consistently collect over 2,000 gallons of used oil annually.

In addition to used oil, 2.26 tons of oil filters were collected for recycling. If each filter contains four ounces of oil, then over 250 gallons of oil was kept out of the landfill and, eventually, out of the groundwater. Used oil is burned in our EPA certified used-oil furnace and given to others locations with similar units.

## Household Hazardous Waste

Despite the COVID 19 pandemic, 2020 marked our 20<sup>th</sup> year of summer-long collection in Lyndonville. We accepted hazardous wastes, by appointment, from May 1<sup>st</sup> through October 1<sup>st</sup>. This collection has made it convenient for residents and conditionally exempt generators (CEG) to dispose of their hazardous materials properly. It has also helped us to have one of the highest participation rates in Vermont with the lowest costs per participant. Collection events were also held in the towns of Barnet, Corinth, Derby, Glover, Jay, Lyndon, Maidstone, Peacham, and Waterford. These collections allow residents in outlying areas easier access to dispose of their hazardous materials properly. Over 4,000 households from throughout the NEKWMD participated in hazardous waste collections during 2020.

Businesses who qualify as conditionally exempt generators may use our disposal services as well. They pay for the cost of disposal, but can save money compared to using a

hazardous waste contractor because the NEKWMD pays lower disposal costs than average and absorbs the transportation fees.

## Recycling

Recycling remains our most important and visible program. 30 facilities scattered throughout the NEKWMD allow easy access to recycling for most residents. NEKWMD residents and businesses recycled just over 15,200 tons of material in 2020. See the charts at the end of this report for information on town recycling rates and a breakdown of the materials that have been recycled through our material recovery facility.

As one of the few waste districts in Vermont to process its own materials, the NEKWMD sold \$75,000 worth of recyclables in 2020. That figure is up compared to 2019, but still below historical averages for the sale of recyclables. While costs to process single stream recycling continue to soar, the NEKWMD is still able to generate a modest amount of revenue from the sale of recycling. This allows us to continue to offer recycling at rates far lower than some other Districts in the State of Vermont.

As technology and market forces change, the NEKWMD is constantly researching materials to be included in our list of recyclables. Please do not hesitate to contact us with any suggestions you might have.

A complete list of acceptable materials is listed on the inside of the back cover of this report.

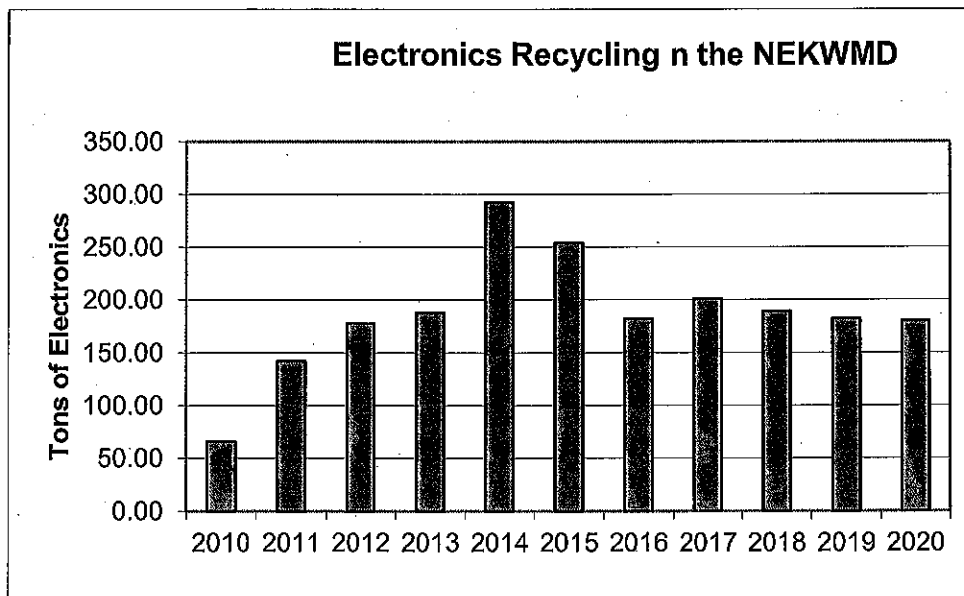
## Compost

In 2020, diversion of organic material for composting saw a dramatic increase of over 40% compared to 2019. As of July 1, 2020, organic material is banned from landfill disposal. All transfer stations within the NEKWMD accept food scraps. In addition, several recycling-only facilities collect food scraps for composting and/or feed for chickens. The NEKWMD continues to look for ways to expand composting opportunities throughout the district. We would like to extend a special thanks to all residents and businesses for their time and effort in diverting food waste from area landfills and keeping these programs running smoothly.

The following in-District totals include food wastes collected by the NEKWMD, Cloud's Path Farm (Sheffield), Black Dirt Farm (Stannard), Keep-It-Green (Albany), NEK Community Compost (Troy), and Grow Compost of VT (Waitsfield). A total of 658 tons of compostable material was diverted from landfill disposal in 2020.

The NEKWMD was awarded a \$250,000 grant to expand the processing capacity of organic wastes throughout the Northeast Kingdom. Although the grant was awarded in 2020, funds are unlikely to be encumbered until sometime in 2021.

## Electronics Recycling



The collection of electronics (televisions and computers) remained about the same in 2020. The amount of e-waste being collected appears to have leveled off after the peak in 2014 and 2015. NEKWMD residents and businesses recycled 180 tons of e-waste in 2020. Televisions, computers, and computer peripherals are collected **free** at 22 locations throughout the NEKWMD. Check our website for the location nearest you.

Discarded electronics go to Good Point Recycling in Middlebury, Vermont where they are refurbished or de-manufactured and recycled. The NEKWMD also accepts most stereo, video, gaming systems and components, cellular phones, and toner cartridges for recycling at no charge.

The NEKWMD has been collecting E-wastes since 2001. We collected 1.53 tons that first year.

## Reuse

Reuse is a great opportunity for items that still have life in them but no longer have use to you. There are many local forums to both offer and find reused goods.

- [www.frontporchforum.com](http://www.frontporchforum.com) – This Vermont-specific forum is organized by region so postings are only shared in the immediate area. This forum is a great way to connect with the community.
- [facebook.com/marketplace](https://www.facebook.com/marketplace) – You must have a Facebook account to use marketplace. This forum is another great tool to offer items locally.
- <http://vermont.wheelsforwishes.org/> - Donate your car or truck or RV and get a tax deduction. Proceeds from the sale of your donated vehicle go directly to Make-A-Wish-Vermont and helps local children.

- <https://vermont.craigslist.org/>- Craigslist is another widely-used forum to offering/finding reused products.

In addition to these on-line services, you can still find print sources for reuse opportunities in many local stores. *The Green Mountain Trading Post* and *Uncle Henry's* are two of the more popular sources. Local newspapers throughout the Northeast Kingdom often advertise yard sales, rummage sales, clothing drives, and other reuse activities.

## Schools

Through our continued contact with Northeast Kingdom schools, we have helped implement school recycling programs throughout the NEKWMD. Since 2015, all District schools have a recycling program. Likewise, the vast majority of schools have food scrap composting programs, many of which are utilizing our ~~off~~ site hauling service or composting on-site with NEKWMD resources. Solutions are being explored for schools which have not yet established a composting program. These programs are continuously monitored and new materials are collected for recycling as our program permits.

The NEKWMD Outreach Coordinator is available to assist schools in member towns with waste management education and training, recycling/composting program implementation, in-class presentations, after-school programs, and scheduling tours of our recycling facility or other regional waste management facilities. This year, given COVID-19 precautions and restrictions, the NEKWMD focused our school outreach efforts on distributing food scrap collection buckets for easy food scrap collection in the classrooms and cafeteria, and conducting outreach to faculty and staff regarding proper and safe disposal of landfill-banned materials including cleaning chemicals and EPR products.

Recycling bins, composting supplies, and hauling services are available to NEKWMD schools.

## Outreach Programs

In addition to school outreach, our Outreach Coordinator is available for educational and technical assistance to help businesses and organizations in member towns comply with Vermont's Universal Recycling Law. The NEKWMD offers technical assistance, employee training, signage, or any other resource available to help the business comply with Act 148.

The NEKWMD Outreach Coordinator supports member towns in educating residents by periodically updating our website with informational resources as well as conducting in-person outreach with informational tables at recycling centers, county fairs, farmer's markets, school community open houses', and other community gatherings.



## **Regulatory Services**

### **Compliance**

With the adoption of the Universal Recycling Law - Act 148, Vermont has taken an ambitious step to reduce the amount of material that goes to the landfill. Universal Recycling gives all Vermonters the opportunity to keep valuable materials out of landfills by providing convenient and consistent services for recycling and composting throughout the state.

In 2020, the District continued to assist our membership with compliance in accordance with Act 148. The NEKWMD completed Certification and recertification applications to the State of Vermont for transfer stations, recycling centers, and closed landfills. Certifications are completed as new towns enter the NEKWMD and present towns rebuild or relocate facilities. Existing facilities are re-certified every five to ten years in accordance with State law. The NEKWMD ensures that over 30 facilities throughout the NEKWMD are properly certified by the State of Vermont.

The NEKWMD completes facility reports for 28 member towns, including Albany, Barnet, Brighton, Brownington, Cabot, Concord, Corinth, Danville, Derby, Glover, Greensboro, Groton/Ryegate, Holland, Lyndon, Morgan, Newark, Newbury, Newport Town, Norton, Peacham, Sheffield/Wheelock, Troy/Jay, Waterford, Westfield, and Westmore. We are willing to complete facility reports for any member town that may need assistance.

### **Summary of Universal Recycling Law - Act 148**

The Universal Recycling Law calls for trash to be charged on a per unit basis, often referred to as unit-based pricing (charge per bag or by weight). Simultaneously, the law phased in landfill disposal bans on listed recyclables, leaf and yard debris, clean wood debris, and food scraps. Universal Recycling also provides more opportunities for residents to separate recyclables, food scraps, and leaf and yard debris by requiring solid waste haulers, transfer stations, and drop-off facilities to offer residential collection services for these materials. The bans were phased-in based on the type of material (recyclables, leaf and yard debris, clean wood debris, or food scraps), and the type and size of the generator (businesses, municipalities, solid waste facilities and haulers, or residents). The phased timeline also allowed for the gradual development of services and infrastructure needed to recycle and compost all of these valuable materials. As of July 1, 2020, the law has been fully implemented.

## **Get to Know Us**

### **On the Radio**

The NEKWMD continued it's every-other-Monday presence on WKXH – Kix 105.5 FM. In addition, the NEKWMD has spread its radio advertising to multiple stations throughout the Northeast Kingdom. Radio ads can now be heard regularly on the following stations: WKXH 105.5 FM, WGMT 97.7 FM, and WJJZ 94.5 FM.

### **On the Web**

Check us out on the web at [www.nekwmd.org](http://www.nekwmd.org). Residents can find tips for reducing waste, and answers to questions about recycling, composting, hazardous waste disposal, and more. The calendar of events is updated bi-annually as new events are scheduled. There are also links to other sites of interest. We can also be contacted at our Facebook page where we answer questions and post events from our calendar. If you have any questions or would like to see additional information posted on our site, please contact Shannon Choquette at [outreach@nekwmd.org](mailto:outreach@nekwmd.org).

### **Our Personal Commitment**

NEKWMD personnel engage in a number of reuse activities in a continual effort to keep costs down. It is standard office policy to purchase recycled office supplies, make double-sided copies, and use both sides of a sheet of paper before it is discarded for recycling. At the same time, all office and warehouse personnel compost coffee grounds and other suitable organic wastes.

All of NEKWMD's equipment such as pallets, metal and fiber drums, large plastic bags, and Gaylord boxes used at your local recycling center is, in fact, reused. This practice has allowed us significant savings. If purchased new, any such equipment would be an estimated \$8,000 annually. The open and closed top steel drums used by the household hazardous waste program alone would cost approximately \$3,000 annually, if purchased new.

As a public service organization, NEKWMD staff is continuously striving to find areas for improvement and cost savings.

## Financial Information

### Grants

The NEKWMD received several grants in 2020. A summary of the grants is provided in the following chart.

<b>Granting Authority</b>	<b>Purpose</b>	<b>Grant Amount</b>
VT Agency of Natural Resources	Solid Waste Implementation Plan – HHW, Composting, Etc	\$74,041.60
VT Dept. of Agriculture	Pesticide Disposal	\$3,222.50
National Electronic Manufacturer Association	Fluorescent Light Bulb Disposal	\$5,142.45
United State Department of Agriculture (USDA)	Rural Business Opportunity Grant – Collaborative Food Recovery Effort	\$11,000.00
COVID LGER Grant	COVID-19 Hazard Pay & Supplies	\$20,830.17
VLCT Pacif Grant	Upgrade security camera's	\$454.42
	2020 Total	\$109,548.69

### Indebtedness Statement as of 12/31/2020

<b><u>CHANGES IN DEBT FOR 2020</u></b>		
Line of Credit as of 12/31/20 (including interest)		\$ 28,818.18
Equipment Loans (including interest)	'12 Truck	\$ 35,897.10
	Baler	\$198,242.97
<b>TOTAL NOTES PAYABLE 2020</b>		<b>\$262,958.25</b>
Reductions in notes payable	'12 Truck	(\$ 17,948.55)
	Baler	(\$ 81,074.46)
<b>REMAINING NOTES PAYABLE 12/31/2020</b>		<b>\$163,935.24</b>

### Fund Balance as of 12/31/2020

**DISTRICT FUND BALANCE** **(\$8,338.22)**

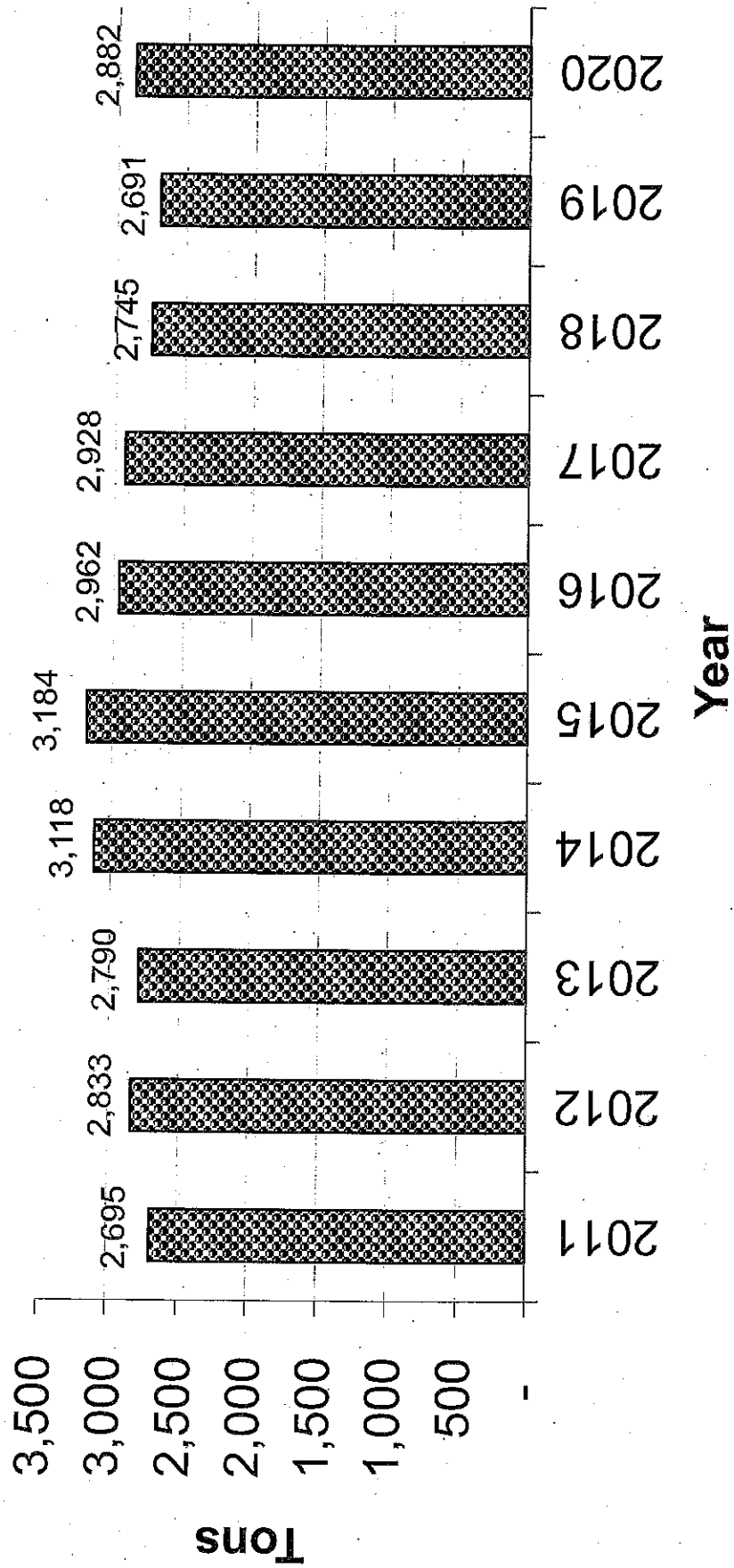
**2021 PROPOSED BUDGET**

	A	B	C	D
1	BUDGET ITEM	2020 BUDGET	2020 ACTUAL as of 12/31/2020	2021 PROPOSED BUDGET
2	<b>ADMINISTRATION EXPENSES</b>			
3	Advertising	\$200.00	\$216.25	\$200.00
4	Audit -- Financial	\$7,595.00	\$7,595.00	\$6,595.00
5	Audit -- Waste Haulers	\$600.00	\$1,084.90	\$900.00
6	Bank Charges	\$50.00	\$0.00	\$0.00
7	Books & Subscriptions	\$100.00	\$0.00	\$100.00
8	Cleaning	\$1,920.00	\$2,080.00	\$1,920.00
9	Copier	\$1,500.00	\$1,382.92	\$1,500.00
10	Dues/Permits/Fees/Penalties	\$4,600.00	\$6,081.58	\$4,700.00
11	Heating Fuel	\$1,500.00	\$596.06	\$1,000.00
12	Liability & Casualty Ins.	\$13,000.00	\$13,743.40	\$13,000.00
13	Legal Fees	\$0.00	\$8,559.92	\$2,000.00
14	Postage	\$2,000.00	\$2,573.00	\$2,000.00
15	Office Supplies	\$3,600.00	\$5,090.29	\$3,200.00
16	Telephone - Office	\$3,000.00	\$3,231.81	\$3,000.00
17	Miscellaneous	\$1,000.00	\$2,712.05	\$1,000.00
18	Water/Sewer	\$1,100.00	\$828.98	\$900.00
19	<b>TOTAL ADMINISTRATION</b>	<b>\$41,765.00</b>	<b>\$55,776.16</b>	<b>\$42,015.00</b>
20	Gross Wages	\$387,800.00	\$386,859.41	\$402,925.00
21	OT Wages--Warehouse	\$5,000.00	\$2,660.60	\$3,500.00
22	Fica (Employer Match)	\$24,000.00	\$24,150.31	\$25,300.00
23	Medi (Employer Match)	\$5,625.00	\$5,648.12	\$5,900.00
24	Unemployment/HCP Insurance	\$2,212.00	\$4,466.89	\$3,500.00
25	VMERS (Retirement)	\$21,000.00	\$20,845.09	\$21,000.00
26	Workman's Comp. Insurance	\$55,000.00	\$54,561.60	\$53,000.00
27	Mileage - Employee	\$7,000.00	\$4,041.28	\$4,000.00
28	Mileage- Supervisor's	\$3,200.00	\$0.00	\$0.00
29	Supervisor Secretary Payments	\$500.00	\$0.00	\$500.00
30	Personnel Equipment	\$250.00	\$674.17	\$500.00
31	Training	\$500.00	\$310.32	\$500.00
32	Travel	\$50.00	\$0.00	\$50.00
33	<b>TOTAL PERSONNEL</b>	<b>\$512,137.00</b>	<b>\$504,217.79</b>	<b>\$520,675.00</b>
34	<b>EQUIPMENT EXPENSES</b>			
35	Baler Loan Payment	\$40,537.00	\$17,074.46	\$40,537.00
36	Baler Repairs	\$1,944.00	\$487.50	\$5,000.00
37	Baler Supplies	\$8,000.00	\$7,918.48	\$7,000.00
38	Forklift Fuel	\$2,500.00	\$1,822.74	\$1,800.00
39	Forklift Repairs	\$3,000.00	\$1,144.52	\$2,000.00
40	Misc. Equipment Repairs	\$1,500.00	\$294.69	\$500.00
41	Skidsteer Repairs	\$4,000.00	\$27.10	\$4,000.00
42	Warehouse Supplies	\$2,000.00	\$1,958.43	\$2,000.00
43	Trucks--Diesel	\$22,000.00	\$17,983.11	\$17,000.00
44	Trucks--Repairs	\$12,000.00	\$26,451.87	\$10,000.00
45	<b>TOTAL EQUIPMENT</b>	<b>\$97,481.00</b>	<b>\$75,162.90</b>	<b>\$89,837.00</b>

**2021 PROPOSED BUDGET**

	A	B	C	D
46	BUDGET ITEM	2020 BUDGET	2020 ACTUAL as of 12/31/2020	2021 PROPOSED BUDGET
47	<b>BUILDING EXPENSES</b>			
48	Improvements	\$500.00	\$276.50	\$500.00
49	Electricity	\$7,300.00	\$6,832.23	\$6,500.00
50	Maintenance	\$500.00	\$885.04	\$700.00
51	Trash Removal	\$3,000.00	\$3,420.82	\$3,000.00
52	<b>TOTAL BUILDING</b>	<b>\$11,300.00</b>	<b>\$11,414.59</b>	<b>\$10,700.00</b>
53	<b>PROGRAMS EXPENSES</b>			
54	Advertising	\$500.00	\$450.63	\$500.00
55	Permits & Fees	\$500.00	\$110.00	\$250.00
56	Composting	\$20,000.00	\$28,229.50	\$24,000.00
57	Composter/Bin	\$1,500.00	\$11,946.44	\$5,000.00
58	Consulting Services-Grant Funded	\$0.00	\$5,015.01	\$4,000.00
59	Education Outreach	\$11,000.00	\$6,995.00	\$6,000.00
60	Hazmat Disposal	\$23,000.00	\$39,916.96	\$33,000.00
61	Hazmat Supplies	\$3,000.00	\$7,744.38	\$4,000.00
62	Sale of Recyclables-Processing	\$22,000.00	\$38,603.15	\$30,000.00
63	Special Collections	\$40.00	\$127.77	\$250.00
64	Supplies	\$600.00	\$66.50	\$300.00
65	Tire Disposal	\$14,000.00	\$20,716.80	\$15,000.00
66	<b>TOTAL PROGRAMS</b>	<b>\$96,140.00</b>	<b>\$159,922.14</b>	<b>\$122,300.00</b>
67	<b>SUB-TOTAL</b>	<b>\$758,823.00</b>	<b>\$806,493.58</b>	<b>\$785,527.00</b>
68				
69	Capital Improvement Fund	\$36,000.00	\$36,423.86	\$24,000.00
70	<b>TOTAL CAPITAL FUND</b>	<b>\$36,000.00</b>	<b>\$36,423.86</b>	<b>\$24,000.00</b>
71				
72	<b>TOTAL NEK EXPENSES</b>	<b>\$794,823.00</b>	<b>\$842,917.44</b>	<b>\$809,527.00</b>
73	Grants--St of VT	\$82,000.00	\$82,860.97	\$92,000.00
74	Covid-19 Grant	\$0.00	\$20,830.17	\$0.00
75	Hauling--Recycling Pick-ups	\$48,000.00	\$52,485.00	\$54,630.00
76	Haz Mat/Paint Care	\$5,400.00	\$13,573.38	\$6,000.00
77	Interest Income	\$10.00	\$6.66	\$0.00
78	Miscellaneous Income	\$1,200.00	\$830.38	\$500.00
79	Program Sales--Composter/Bins	\$1,600.00	\$9,935.00	\$4,000.00
80	Programs- Oil Filter Program	\$150.00	\$75.00	\$150.00
81	Sale of Recyclables	\$88,000.00	\$74,962.68	\$85,000.00
82	Compost Income	\$19,225.00	\$22,568.60	\$22,000.00
83	Electronics Income	\$21,200.00	\$23,684.38	\$20,000.00
84	Scrap Metal Income	\$18,000.00	\$8,276.36	\$15,000.00
85	Battery Income	\$6,500.00	\$4,338.00	\$6,000.00
86	Tire Income	\$16,000.00	\$20,861.80	\$15,000.00
87	Per Capita Assessment	\$42,538.00	\$42,834.60	\$44,800.00
88	USDA-NVCP Grant	\$0.00	\$6,686.72	\$0.00
89	Insurance Refund	\$0.00	\$2,331.00	\$0.00
90	Surcharge--Waste Haulers	\$445,000.00	\$447,438.52	\$444,447.00
91	<b>TOTAL NEK REVENUES</b>	<b>\$794,823.00</b>	<b>\$834,579.22</b>	<b>\$809,527.00</b>

**Figure 1 - Total Recyclables Processed**



# Figure 2 - Town Comparison Chart - 2020

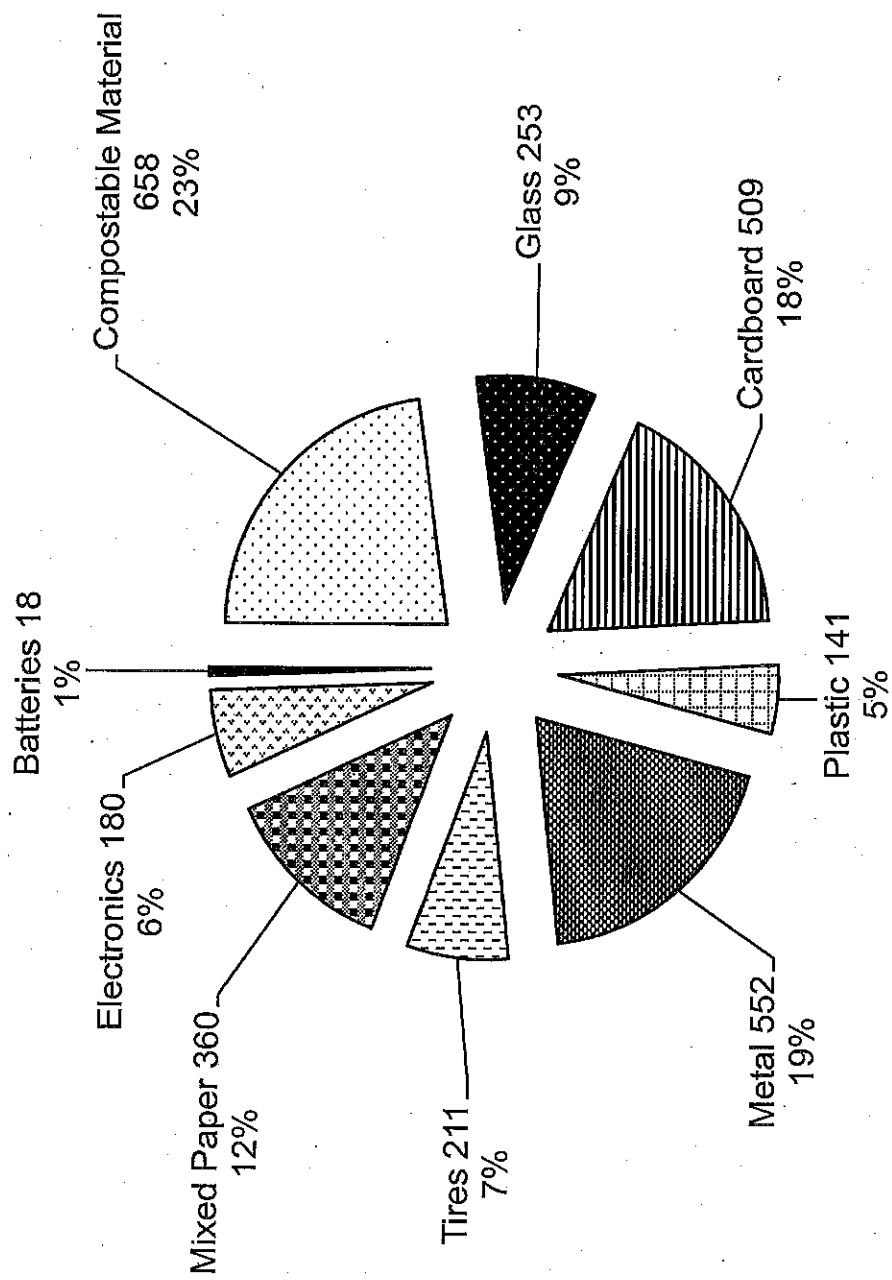
Town	Population 2013 VT DOH	Seasonal Population	Trash Generation Tons	Recycling (3) Generation - Tons	Recycling Percent	Total waste Generation (tons)	Disposal per person per day (lbs)	Diversion per person per day (lbs)
Albany/Irasburg	2080	145	448	410	48%	858	1.10	1.01
Barnet	1694	233	438	403	48%	841	1.25	1.15
Bloomfield	220	92	53	48	48%	101	0.93	0.85
Brighton	1202	326	363	460	56%	823	1.30	1.65
Brownington	977	85	220	290	57%	510	1.14	1.50
Brunswick	114	45	41	26	39%	67	1.41	0.90
Cabot/Marshfield	3007	221	1033	1240	55%	2273	1.75	2.11
Charleston	1013	185	135	270	67%	405	0.62	1.23
Concord/Victory	1277	314	418	395	49%	813	1.44	1.36
Corinth	1370	208	378	350	48%	728	1.31	1.22
Danville	2216	270	565	543	49%	1108	1.25	1.20
Derby	4544	318	1336	2850	68%	4186	1.51	3.21
East Haven	289	49	41	63	60%	104	0.66	1.02
Glover	1111	286	309	298	49%	607	1.21	1.17
Granby/Maidstone	291	260	102	95	48%	197	1.01	0.94
Greensboro	752	406	1044	323	24%	1367	4.94	1.53
Groton/Ryegate	2178	302	581	523	47%	1104	1.28	1.16
Guildhall	256	45	78	50	39%	128	1.42	0.91
Holland	622	158	213	138	39%	351	1.50	0.97
Kirby (3)	494	41	69	82	54%	151	0.71	0.00
Lunenburg	1286	172	318	242	43%	560	1.20	0.91
Lyndon	5974	63	2310	2423	51%	4733	2.10	2.20
Morgan	754	469	138	232	63%	370	0.62	1.04
Newark	584	284	65	145	69%	210	0.41	0.92
Newbury	2211	323	293	460	61%	753	0.63	0.99
Newport Center	1869	166	461	373	45%	834	1.24	1.00
Norton(2)/UTGs(1)	223	433	51	142	74%	193	0.43	1.19
Peacham	732	218	172	216	56%	388	0.99	1.25
Sheffield/Wheelock	1510	211	361	351	49%	712	1.15	1.12
Stannard	216	30	8	46	85%	54	0.18	1.03
Sutton (3)	1026	50	211	180	46%	391	1.07	0.92
Topsham	1174	156	394	255	39%	649	1.62	1.05
Troy/Jay	2195	530	880	734	45%	1614	1.77	1.48
Waterford	1291	62	317	279	47%	596	1.28	1.13
Westfield	529	127	129	171	57%	300	1.08	1.43
Westmore	345	406	97	160	62%	257	0.71	1.17
<b>Totals</b>	<b>47626</b>	<b>7689</b>	<b>14070</b>	<b>15268</b>	<b>52%</b>	<b>29338</b>	<b>1.39</b>	<b>1.51</b>

(1) The Unified Towns and Gores of Essex County include Averill, Avery's Gore, Ferdinand, Lewis, Warner's Grant and Warren's Gore

(2) Norton's recycling figures are provided by Coos County, NH

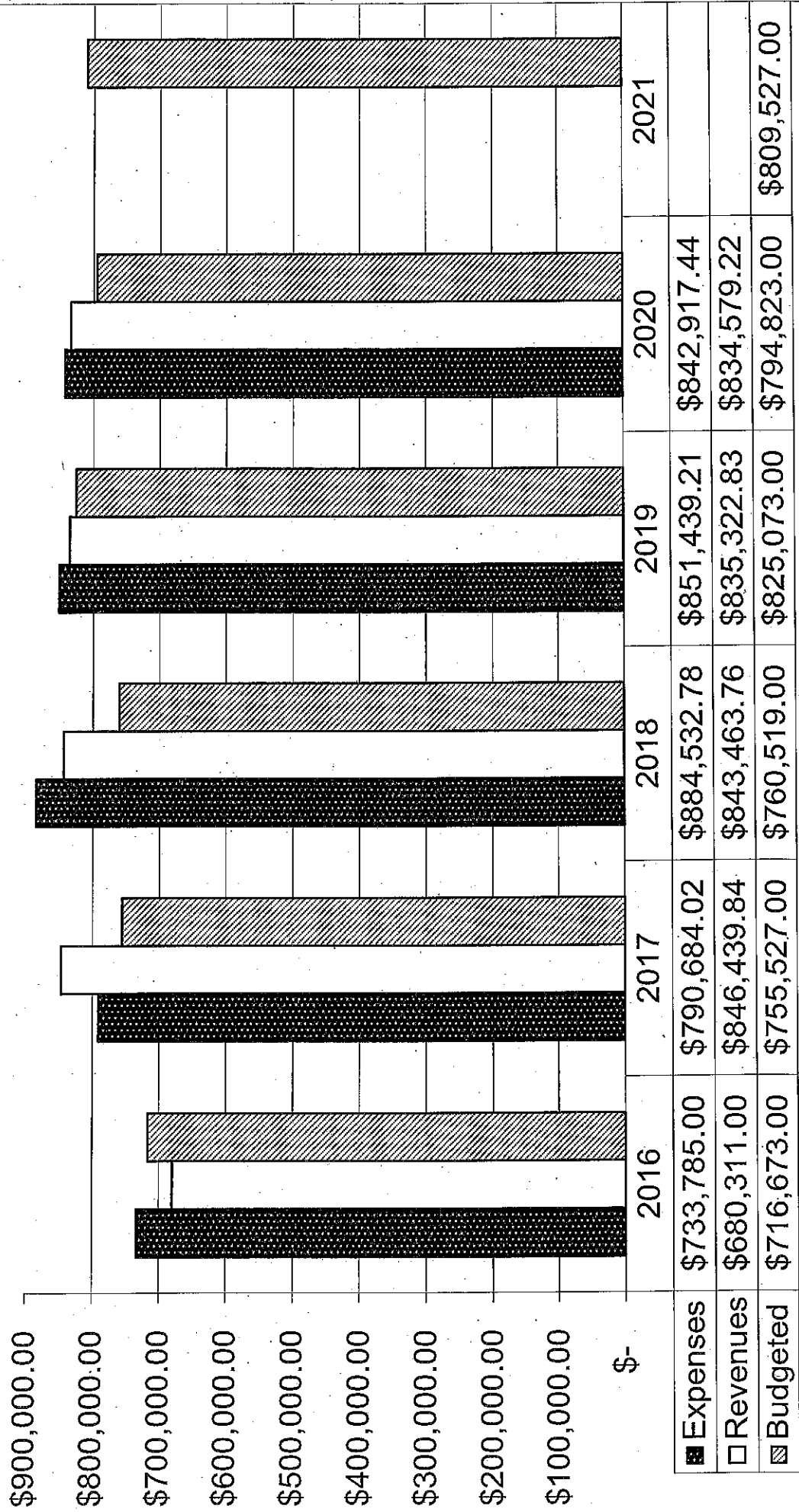
(3) This column represents total recycling from all sources - figures 1 & 3 represent recycling processed through Lyndonville

# Figure 3 - Processed Recyclables 2020 (2,882 total tons)





# Figure 4 - NEKWMD Budget Trend



# FIGURE 5 - NEKWMD HHW TOTALS - 2020

Material	Totals
Flammable Liquids	2,695 gal
Paint (Oil & Latex)	45 cubic yd
Lab Pack Aerosols	385 gal
Lab Pack Pesticides	660 gal
Oil Filters	1.41 tons
Aerosols*	150 drums
Acids	165 gal
Bases	165 gal
Flammable solids	14 cu yds
Antifreeze	275 gal
Propane Tanks - 20 Lbs (each)	22
Propane Tanks - 1 Lbs (each)	5,651
Propane/Other Cylinders (each)	0
PCB's	0
Lab Pack Mercury	0
Oxidizer Lab Pack	110 gal

## OTHER MATERIALS COLLECTED

Materials	Amount
Computers/Televisions	180 tons
Fluorescent bulbs	14,056 lf
CFLs, HG Vapor, U-Tubes	2,371 units
Lead-acid batteries	12 tons
Waste oil	2,035 gal

## HHW PARTICIPATION 2020



Event	# Participants
	Households
Walk-in Appointments	209
HHW Collections	369
Oil/Battery/Bulb collections*	3,500
<b>Totals</b>	<b>4,078</b>
Area Households	21,275
Percent participation	19.17%

\*Estimated

# RECYCLING IN THE NEKWMD

Remove this page and save for reference

All NEKWMD facilities accept the below materials:

 <b>SORT ITEMS</b> 	
<p style="text-align: center;"><b><u>MIXED PAPER</u></b></p> <p>Newspapers, catalogs, telephone books, glossy inserts, paperback books, colored &amp; white paper, wrapping paper and junk mail. Any color or type of paper except:</p> <p><i><b>NO brown Kraft bags, boxboard, coffee cups, ice cream cartons, or metallic wrapping paper.</b></i></p>	<p style="text-align: center;"><b><u>CORRUGATED CARDBOARD, BOXBOARD, &amp; BROWN KRAFT BAGS</u></b></p> <p>All Cardboard and Boxboard food packaging. Remove excess tape. Staples are OK.</p> <p><i><b>NO wax-coated cardboard, cardboard soiled with food waste, coffee cups, ice cream cartons, or Styrofoam.</b></i></p> <p><b>*BOXES MUST BE FLATTENED*</b></p>
<p style="text-align: center;"><b><u>TIN CANS</u></b></p> <p>Labels are OK. Flattening not required. Separate from aluminum cans. Tin is magnetic.</p> <p><b>*MUST BE RINSED*</b></p>	<p style="text-align: center;"><b><u>ALUMINUM CANS, FOIL AND FOOD TRAYS</u></b></p> <p>Labels OK. Flattening not required.</p> <p><i><b>Snack bags and candy wrappers are trash.</b></i></p> <p><b>*MUST BE RINSED*</b></p>
<p style="text-align: center;"><b><u>GLASS BOTTLES &amp; JARS</u></b></p> <p>*Rinse, Remove Lids (recycle with tin)*</p> <p><i><b>NO porcelain, Pyrex, windows, crystal, light bulbs, lids, metal or wood.</b></i></p>	<p style="text-align: center;"><b><u>PLASTIC BAGS</u></b></p> <p>Any plastic bag or packaging labelled #2, #4, or #5. Ag Wrap (call for details), bubble wrap. Any color accepted.</p>
<p><b><u>PLASTIC CONTAINERS #1 – #4 &amp; #5 Food Containers</u></b></p> <p><b><u>Max size 2 Gallons / NO BLACK PLASTIC / *MUST BE RINSED*</u></b></p> <p>Includes food containers, cleaner containers. #5 accepted <i>if it's a food container.</i></p> <p><i><b>DISPOSE OF THESE PLASTIC ITEMS IN THE TRASH: Any black plastic, Screw-top caps, automotive fluid bottles, pesticide bottles, vinyl siding, toys, CD cases, VHS tapes, Styrofoam, syringes, or medical devices.</b></i></p>	
<p><b>NO...</b></p> <p><b><u>DIRTY OR UNRINSED ITEMS</u></b></p> <p><b><u>Black Plastic containers</u></b></p> <p><b><u>Plastic Containers larger than 2 Gallons</u></b></p>	



**ADDITIONAL ACCEPTED MATERIALS at Lyndonville Recycling Center:**

**FOOD SCRAPS:** All food scraps, including meat, bones, dairy. Remove PLU stickers. No plastics, metals, paper.

**SPECIAL WASTES:** Scrap metal (appliances, shelving, grills, etc.), oil, oil filters, household batteries (all primary & rechargeable), metal aerosol cans and propane tanks, fluorescent bulbs, electronics (TVs, computers, radio/stereos, gaming systems, telephones, fax machines, DVD/VCR players, power supply chords), and tires (fees apply).

**HOUSEHOLD HAZARDOUS WASTE** – May through the end of September **BY APPOINTMENT ONLY** in Lyndonville, & special Saturday events throughout the District. Call for details. Fees apply for business waste.

**STUMP DUMP** - Clean, unpainted, untreated wood and yard debris only.

The Lyndonville Recycling Center is open to residents of any NEKWMD town.

Open Wednesday's, 8am-4pm, and Saturdays, 8am-3pm.

IF YOU HAVE ANY QUESTIONS – CONTACT THE NORTHEAST KINGDOM WASTE MANAGEMENT DISTRICT AT (802) 626-3532 or (800) 734-4602. [www.nekwmd.org](http://www.nekwmd.org), e-mail [outreach@nekwmd.org](mailto:outreach@nekwmd.org)



## List of Items NOT ACCEPTED for Recycling

Please put the following items in your trash unless otherwise stated  
If you have any questions about how to properly and safely dispose of an item,  
call the NEKWMD at 802-626-3532.

### Unacceptable Plastics Include:

Any **black** plastic containers

Screw-top Caps

Motor oil, gas containers

Pesticide containers

Styrofoam of any kind

Planting pots and trays

Plastic furniture

Plastic Toys

Coffee Makers

Coat hangers

Vinyl Siding

Maple Tubing

CDs, DVDs, VHS, and cases

Water line pipes and plastic tubing of any size

**Hard, rigid plastic** (if it shatters, it's not accepted)

### Unacceptable Plastic Bags and Films

Bags with Food Residue

### Unacceptable Aluminum

Chip Bags, Snack Wrappers, Pop tart Wrappers

Aluminum Flashing (recycle with scrap metal)

Coffee Bags

### Unacceptable Tin

Recycle these with Scrap Metal

Frying Pans

Large Pieces of Metal

Nails, Screws, Fasteners

Any tin that is a non-food container

### Unacceptable Cardboard

Pringles containers

Milk and Juice Cartons of any kind

Ice cream and waxy or plastic frozen food boxes

Cardboard with metallic interior

Single-use coffee cups

Soiled Cardboard

Waxy Cardboard

### Unacceptable Paper

Kraft brown paper bags (recycle with cardboard)

White or Brown Boxboard (recycle with cardboard)

Shiny, glossy, or metallic papers

Paper plates, cups, bowls

Single-use cups

Napkins, paper towels, tissue paper

### Unacceptable Glass

Crystal

Incandescent light bulbs

Automotive lights

Pyrex

Porcelain

### Unacceptable Food Scraps

PLU Stickers (sticks on fruits, vegetables)

"Biodegradable" bags, cutlery, bowls, plates

Food utensils

Plates, bowls, cups

Plastic bags

Styrofoam

Keurig cups