



REDUCE - REUSE - RECYCLE

ANNUAL REPORT

**FOR THE YEAR ENDING
DECEMBER 31, 2011**

Who's Who in the NEKWMD

<u>Executive Committee</u>	Chair	Joel Cope	Brighton
	Vice Chair	James Ashley	Danville
	Treasurer	Paulette Routhier	Bloomfield
	Clerk	Libre Drouin	Lyndon
	Members-At-Large	Steve Barrup	Newport Center
		Gene Perkins	Ryegate
		Dave Sanders	Jay
		Preston Smith	Wheelock

<u>Staff</u>	Executive Director	Paul Tomasi
	Operations Manager	Corey Raymond
	Admn. Asst./Bookkeeper	Audrey Smith
	Outreach Coordinator	Marcus Berry
	Truck Drivers	Steve Hodgdon, Barry Baldwin
	Material Handling Techs.	Ethan Findlay, Alan Casey, Seth Hall
	Walk-In Attendants	Dwight Keefer, Troy Prevost

Board of Supervisors

Albany	Nick Rivers	Morgan	Brain Gray
Barnet	William Douglas	Newark	Jan Clausing
Bloomfield	Paulette Routhier	Newport Center	Steve Barrup
Brighton	Joel Cope	Norton	Ken Stransky
Brownington	John Kudla	Peacham	Richard Blair
Brunswick	Paulette Routhier	Ryegate	Gene Perkins
Cabot	R.D. Eno	Sheffield	Preston Smith
Charleston	Tom Jensen	Sutton	Ralph Vincent
Concord	Michael Wise	Stannard	Tom Gilbert
Danville	James Ashley	Troy	Roland Mayhew
Derby	Irene Dagesse	Victory	James Moron
	Francis Batchelder	Waterford	Heather Burt
East Haven	Kirwin Flanders	Westfield	Yves Daigle
Granby	Fredrick Hodgdon	Westmore	Larry Phipps
Greensboro	Josh Karp	Wheelock	Preston Smith
Groton	Bradley Houghton	UTGs	John "Ross" Stevens
Guildhall	Tom Dubreuil	(UTGs include Averill, Avery's Gore, Ferdinand, Lewis, Warner's Grant, & Warrens Gore)	
Holland	Winston Dowland		
Irasburg	Dustin Sanville		
Jay	Dave Sanders		
Kirby	Ballard "Bud" Ebbett		
Lunenburg	Jim Peyton		
Lyndon	Libre Drouin		
	Steve Pittman		
	Steve Gray		
Maidstone	Paulette Routhier		
Marshfield	Alan Taplow		

Executive Committee Report

The NEKWMD finished 2011 in remarkably strong financial condition. Recycling markets were strong throughout the year. The most successful year in terms of recycling revenues allowed us to end the year with a surplus of \$107,759.14. Spending for the year was \$43,900 more than budgeted, while revenues exceeded projections by over \$151,600.

The sale of recyclables generated \$240,016 in revenues for 2010. That figure represents almost 38% of the 2011 budget. While strong recycling markets were responsible for much of the excess revenue, surcharge revenue exceeded projections by \$27,000.

The NEKWMD is entering 2012 with a proposed budget of \$642,750 an increase of under 2%. However, due to the increased revenues through the sale of recyclables the surcharge on non-recycled waste will remain the same in 2012 (\$22.55). Our surcharge on trash remains just below the average throughout the State of Vermont.

Other District fees for recycling bins, home composters, and tires will remain at their 2011 rates. Fees for electronic devices were eliminated July 1, 2011 due to legislation passed by the State of Vermont in 2010.

The District welcomed the town of Marshfield in 2011. We continue to serve the largest geographical area and largest number of towns in the State.

The NEKWMD was staffed by eight full-time and four part-time employees in 2011. Each of the member Towns is entitled to representation by at least one Supervisor. The Board of Supervisors is the principle authority over the NEKWMD and the primary means of contact with the member towns. The Board of Supervisors meets monthly and sets the direction of NEKWMD policy. The member Towns are also represented through their ability to vote on the NEKWMD budget at their Town Meeting in March.

The NEKWMD will continue to promote unit-based pricing for the disposal of trash. Since fees for NEKWMD membership are based primarily on the amount of waste produced, members have a clear opportunity to control their waste management costs. Costs can decrease as waste generation rates decrease and recycling rates increase.

In 2012 the NEKWMD will be looking to strengthen outreach to businesses and seasonal residents while also promoting greater participation in recycling programs throughout the Northeast Kingdom.

The 41,700 residents of 45 Towns throughout the Northeast Kingdom can be assured that the NEKWMD will continue to address their waste management concerns in a timely and environmentally sound fashion.

NEKWMD Executive Committee

Programs

Batteries

The District started a pilot program in the fall of 2011 to collect alkaline batteries. Pilot sites were established in Lunenburg, Lyndon, Ryegate, and Westfield. In two months we collected 300 pounds of alkaline batteries from these four locations. We are currently making plans to expand the program into other towns throughout the district.

NEKWMD residents have fourteen locations to recycle automotive/marine batteries – Barnet, Brighton, Concord, Derby, Holland, Lunenburg, Lyndon, Morgan, Newport Center, Norton, Peacham, Ryegate, Troy/Jay, and Westmore. The NEKWMD collected 7.42 tons of lead-acid batteries in 2011. These batteries are taken to a battery manufacturer where plastic, lead, and sulfuric acid are recovered for reuse and recycling.

In addition to automotive/marine and other lead-acid batteries, the NEKWMD also collects rechargeable batteries and button batteries (hearing aid and watches) for recycling. These include nickel-cadmium, lithium, and metal hydride batteries. These batteries are commonly found in cordless phones, cameras, and power tools. Rechargeable batteries contain hazardous constituents that can be recycled, so please bring them to our Lyndon facility, the Barnet Transfer Station, Concord Transfer Station, Danville Recycling Center, Derby Recycling Center, Holland Recycling Center, Lunenburg Transfer Station, Morgan Transfer Station, Newark Transfer Station, Newport Town Recycling Center, Norton Transfer Station, Peacham Transfer Station, Ryegate Transfer Station, Westfield Transfer Station, or a household hazardous waste event.

Bicycle Swap

With support from local residents, the NEKWMD gave away over 50 bicycles. Bicycles and parts were donated by businesses and residents from throughout the district for repair and reuse. Approximately 250 bicycles were processed to be rebuilt or dismantled for parts. There were 100 bicycles available free to anyone who came in to the swap. We look forward to seeing you on May 6th, 2012 for our next giveaway.

Bulky Waste Events

Bulky wastes are large household items such as furniture, painted, or treated wood, and carpeting. During 2011, fifteen (15) towns offered special collections for bulky wastes, and nine towns collected this material year-round at their transfer stations. These events have been increasing over the last several years. It is our intention to ensure that all NEKWMD residents have access to this type of service. Only four towns held bulky collections in 2002. Special collections for bulky wastes help reduce the illegal dumping and burning of these otherwise hard to dispose of materials.

Clothing Drop and Swap

2011 marked the tenth year of clothing *Drop and Swap*. This event was held in the spring and fall in Derby. These events give community residents the opportunity to dispose of unwanted clothing and to acquire items they may need. Over 1,000 people attended these two events generating an average of 5 tons of clothing per event. Approximately half of the clothing is reused locally and half is sent to other organizations for distribution throughout the US and other countries.

Compliance

Certification and re-certification applications for transfer stations, recycling centers, and closed landfills were submitted to the State of Vermont on behalf of the Towns of Barnet, Holland, Lyndon, Morgan, Norton, Troy, and Westmore in 2011. Certifications are completed as new towns enter the NEKWMD and present towns rebuild or relocate facilities. Existing facilities are re-certified every ten years in accordance with State law. The NEKWMD ensures that 29 facilities throughout the District are properly certified by the State of Vermont.

The NEKWMD completes facility reports for 15 member towns, including Barnet, Brighton, Concord, Danville, Derby, Greensboro, Groton/Ryegate, Lyndon, Morgan, Norton, Peacham, Sheffield/Wheelock, Waterford, Westmore, and Westfield. We are willing to complete facility reports for any member town. Contact us for more information.

Compost

In 2011 commercial and home composting remained popular programs. The towns of Albany, Barnet, Brighton, Brownington, Cabot, Charleston, Danville, Derby, Greensboro, Holland, Irasburg, Jay, Lyndon, Morgan, Newark, Newport Center, Peacham, Sheffield, Troy, Waterford, Westfield, and Wheelock all have active food scrap programs in place with businesses and/or schools.

The following in-District totals include food wastes collected by the NEKWMD, Wise Worm Composting (Burke), and the Central Vermont Solid Waste Management District (CVSWMD). A total of 277 tons of compostable material was collected in 2011.

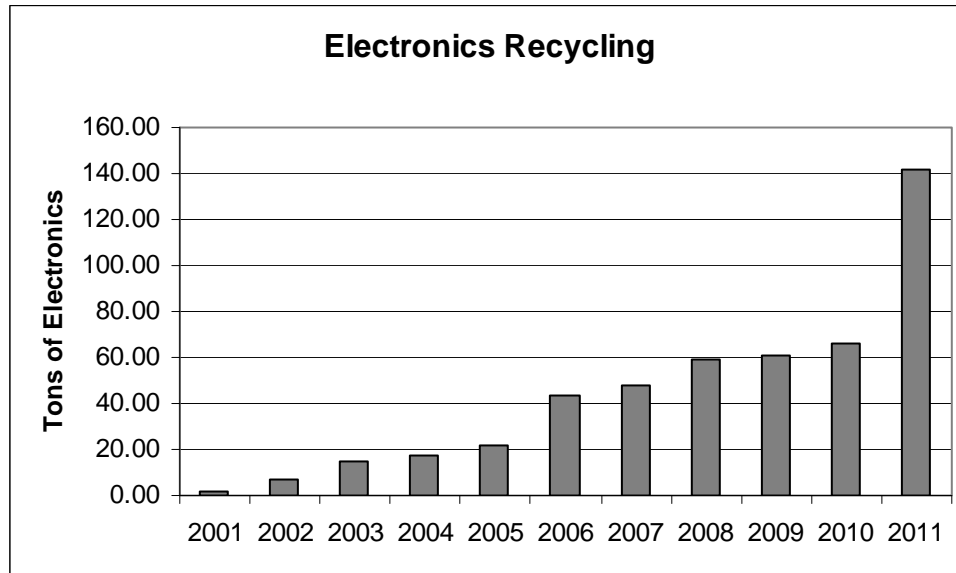
Materials Diverted for Composting

Town	Food Waste	Leaf/yard Waste	Total Composted
Danville	36.1 tons	n/a	36.1 tons
Greensboro	9.5 tons	n/a	9.5 tons
Lyndon	137.3 tons	89 tons	226.3 tons
Peacham	1 ton	n/a	1 ton
Newark	2 tons	n/a	2 tons
Sheffield/Wheelock	2.5 tons	n/a	2.5 tons

2011 Total 277.4 tons

In addition to commercial composting, our annual home composter/home digester sales placed dozens of units throughout the Northeast Kingdom in 2011.

Electronics Recycling



The collection of electronics (televisions and computers) more than doubled in 2011 compared to 2010. This dramatic increase is due in large part to the implementation of a state-wide initiative that began July 1. Televisions, computers, and computer peripherals are now collected free. Discarded electronics go to Good Point Recycling in Middlebury, Vermont where they are refurbished or demanufactured and recycled. The NEKWMD also accepts most stereo, video, gaming systems and components, cellular phones, and toner cartridges for recycling at no charge.

Grants

The NEKWMD received two grants in 2011. A summary of the grants is provided in the following chart.

Granting Authority	Purpose	Grant Amount
VT Agency of Natural Resources	Hazardous Waste	\$45,470.00
VT Dept. of Agriculture	Pesticide Disposal	\$810.00
	2011 Total	\$46,280.00

Household Hazardous Waste

2011 marked our eleventh year of summer-long collection in Lyndonville. This collection has made it much more convenient for residents and conditionally exempt generators (CEG) to dispose of their hazardous materials properly. It has also helped us to have one of the highest participation rates in Vermont with one of the lowest costs per participant.

Collection events were also held in the towns of Albany, Barnet, Bloomfield, Cabot, Danville, Derby, Greensboro, Guildhall, Lunenburg, Lyndonville, Ryegate, and Westfield. These collections allow residents in outlying areas easier access to dispose of their hazardous materials properly. Over 2,500 households from throughout the NEKWMD participated in hazardous waste collections during 2011.

Businesses who qualify as conditionally exempt generators may use our disposal services as well. They pay for the cost of disposal, but can save money compared to using a hazardous waste contractor because the NEKWMD pays lower disposal costs than average and absorbs the transportation fees.

NEKWMD on the Web

Check us out on the web at www.nekwmd.org. Residents can find answers to recycling, hazardous waste, composting, and other disposal questions. The calendar of events is updated bi-annually as we schedule new events, and there are links to other sites of interest. We can also be contacted at our Facebook page where we answer questions and post events from our events calendar.

Pay-As-You –Throw

The NEKWMD is willing to assist Towns in designing and implementing Pay-As-You-Throw (PAYT) systems for trash disposal. We encourage Towns to provide PAYT services at their transfer stations and recycling drop-off centers in conjunction with free recycling. PAYT systems are widely known to encourage waste reduction by giving the producers of waste clear economic signals that allow residents to control their waste management costs. PAYT programs exist in the following NEKWMD towns: Barnet, Bloomfield, Brighton, Cabot, Concord, Danville, Kirby, Peacham, Ryegate, Sutton, Waterford, and Westfield.

In NEKWMD towns where PAYT systems exist, the per capita waste generation rate is over 50% less than that of Towns who fund waste disposal through taxes –

1.24 lbs/per/day vs 2.63 lbs/per/day!

Recycling

Recycling remains our most important and visible program. Twenty-four recycling centers around the NEKWMD allow easy access to recycling for most residents. NEKWMD residents and businesses recycled over 3,700 tons of material in 2011. See the charts at the end of this report for information on town recycling rates and a breakdown of the materials that have been recycled through our material recovery facility.

As one of the few waste districts in Vermont to process their own materials, the NEKWMD sold \$240,000 worth of recyclables in 2011. That figure represents 35% of our total

budget. By increasing the amount of materials sold for recycling, we can maintain our low surcharge and offer a wider variety of services and programs.

As technology and market forces change, the NEKWMD is constantly researching materials to be included in our list of recyclables. Please do not hesitate to contact us with any suggestions you might have.

A complete list of acceptable materials is listed on the inside of the back cover of this report.

Schools

Through our continued contact with Northeast Kingdom schools we have helped implement school recycling programs throughout the entire district. At the end of 2011 we had recycling programs in all District schools. These programs are continuously monitored and new materials added to programs when space becomes available.

The NEKWMD Outreach Coordinator is available to assist schools in member towns with waste management education and recycling/composting program implementation. Recycling pick-up and recycling bins are available to NEKWMD schools as well as composting supplies and assistance in planning compost programs.

Scrap Metal

The scrap metal yard at the Lyndonville Depot saw a steady stream of scrap metal in 2011. A total of 85 tons of scrap metal was processed through the Lyndonville Depot. Scrap metal is collected in roll-off containers that are removed as needed.

White goods collected in Lyndonville are drained of all CFC's and stripped of PCB containing ballasts and transformers as well as mercury containing switches and thermocouples. Scrap metal collections in other NEKWMD towns yielded an additional 203 tons of material. Scrap metal is collected in Albany, Barnet, Brighton, Brownington, Concord, Derby, East Haven, Greensboro, Irasburg, Lunenburg, Lyndon, Morgan, Norton, Peacham, Ryegate, Stannard, Troy, Waterford, Westfield, Westmore, and Wheelock. Bloomfield, Danville, and Maidstone collect scrap metal at their bulky waste events.

As part of the scrap metal collections, the NEKWMD removed mercury switches from gas stoves and chest freezers, drained over 300 Freon-containing appliances, and removed PCB-containing light ballasts.

Used Oil and Oil Filters

Thirteen transfer stations in the NEKWMD currently collect used oil and oil filters – Albany, Brighton, Concord, Derby, Holland, Lunenburg, Lyndon, Morgan, Norton, Peacham, Ryegate, Westfield, and Westmore. These facilities reported receiving 2,100 gallons of used motor oil. This program has seen steady increases in participation over

the past several years. The NEKWMD began separating oil and water so the oil could be burned and those drums did not go out as hazardous waste. This saved \$1200 in hazardous waste disposal costs for the 2011 collection season.

In addition to used oil, two tons of oil filters were collected for recycling. If each filter contains four ounces of oil, then almost 100 gallons of oil was kept out of the landfill and, eventually out of the groundwater. Several local garages use our reasonably priced services, which are offered at \$75 per drum, picked up at their shop.

Behind the Scenes

The “Swap Shop” located at our Church Street facility continues to be popular with NEKWMD residents. Although there is no formal way to track the use of this service, personnel have witnessed the movement of many items in to, and out of, the facility. The Swap Shop is available for NEKWMD residents to drop-off items for which they may no longer have a use, but which still have a useful life. Space is limited so we ask residents to place only smaller items and avoid placing any perishable or hazardous materials in the room. If residents have larger items they would like to swap, they should take advantage of the various reuse alternatives available through radio, print, and the Internet. Contact the NEKWMD for details.

The NEKWMD can be found on the radio Monday mornings at 7:50am on WKXH – Kix 105.5 FM for entertaining and educational discussions on recycling and waste reduction.

In addition to the reuse opportunities available to residents, NEKWMD personnel engage in a number of reuse activities in a continual effort to keep costs down. Previous users have discarded all the pallets, metal and fiber drums, large plastic bags, and Gaylord boxes used at your local recycling center. It is estimated that these items alone would cost the NEKWMD over \$8,000 annually if purchased new. The open and closed top steel drums used by the household hazardous waste program alone would cost approximately \$3000 annually if purchased new. Office personnel compost coffee grounds and other suitable organic wastes in a home-composting unit outside our office doors. It is standard office policy to purchase recycled office supplies, make double-sided copies, and use both sides of a sheet of paper before it is discarded for recycling.

As a public service organization, NEKWMD staff is continuously striving to find areas for improvement and cost savings. We welcome all comments consistent with these goals.

Figure 1 - Total Recyclables Processed

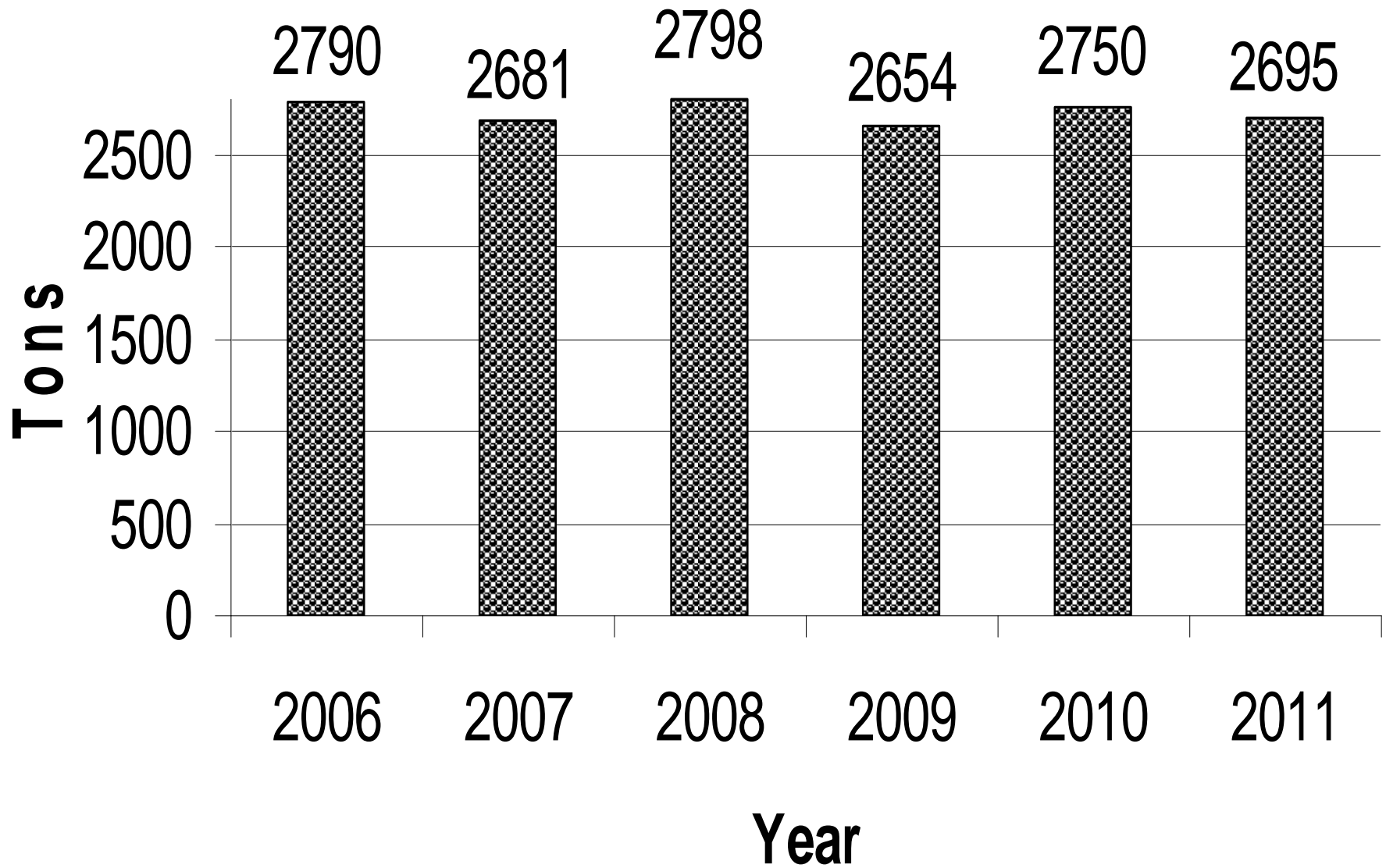


Figure 2 - Town Comparison Chart - 2011

Town	Population 2010 census	Seasonal Population	Trash Generation Tons	Recycling (4) Generation - Tons	Recycling Percent	Total waste Generation	Disposal per capita Per day	Diversion per capita per day
Albany/Irasburg	2104	152	400	89	18%	489	0.97	0.22
Barnet	1708	152	393	115	23%	508	1.16	0.34
Bloomfield	221	78	63	12	16%	75	1.15	0.22
Brighton	1222	279	335	120	26%	455	1.22	0.44
Brownington	988	48	127	42	25%	169	0.67	0.22
Brunswick	112	45	34	6	16%	40	1.19	0.23
Cabot/Marshfield	3021	158	879	131	13%	1010	1.52	0.23
Charleston	1023	50	159	8	5%	167	0.81	0.04
Concord/Victory	1297	255	336	69	17%	405	1.19	0.24
Danville	2196	240	718	178	20%	896	1.62	0.40
Derby	4621	307	1384	415	23%	1799	1.54	0.46
East Haven	290	52	130	9	6%	139	2.08	0.14
Granby/Maidstone	296	267	148	12	8%	160	1.44	0.12
Greensboro	762	874	1586	113	7%	1699	5.31	0.38
Groton/Ryegate	2196	317	649	109	14%	758	1.42	0.24
Guildhall	261	39	97	18	16%	115	1.77	0.33
Holland	629	128	194	19	9%	213	1.40	0.14
Kirby (3)	493	37	61		0%	61	0.63	0.00
Lyndon	5981	33	3798	1568	29%	5366	3.46	1.43
Lunenburg	1302	172	486	114	19%	600	1.81	0.42
Morgan	749	393	191	67	26%	258	0.92	0.32
Newark	581	224	122	41	25%	163	0.83	0.28
Newport Center	1594	111	288	71	20%	359	0.93	0.23
Norton(2)	169	139	82	28	25%	110	1.46	0.50
Peacham	732	224	172	68	28%	240	0.99	0.39
Sheffield/Wheelock	1514	177	399	85	18%	484	1.29	0.28
Stannard	216	22	27	1	4%	28	0.62	0.02
Sutton (3)	1029	50	267	4	1%	271	1.36	0.02
Troy/Jay	2183	291	852	126	13%	978	1.89	0.28
UTGs(1)(5)	60	309	15	2	12%	17	0.22	0.03
Waterford	1280	43	279	67	19%	346	1.16	0.28
Westfield	536	103	114	65	36%	179	0.98	0.56
Westmore	350	363	273	27	9%	300	2.10	0.21
Totals	41716	6132	15058	3799	20%	18857	1.72	0.44

Notes:

The State goals for per capita disposal and diversion are 2.7 pounds per day.

(1) The Unified Towns and Gores of Essex County include Averill, Avery's Gore, Ferdinand, Lewis, Warner's Grant, & Warren Gore.

(2) Norton's recycling figures are estimated from totals provided by Coos County, NH

(3) Kirby & Sutton recycling is included in Lyndon and Concord's figures.

(4) These figures include NEKWMD recycling tonnage. Figures 1 & 3 include recycling from NEKWMD & non-NEKWMD sources.

(5) The UTGs utilize the Norton facility for recycling and some waste disposal.

Figure 3 - Processed Recyclables 2011 (2695 tons)

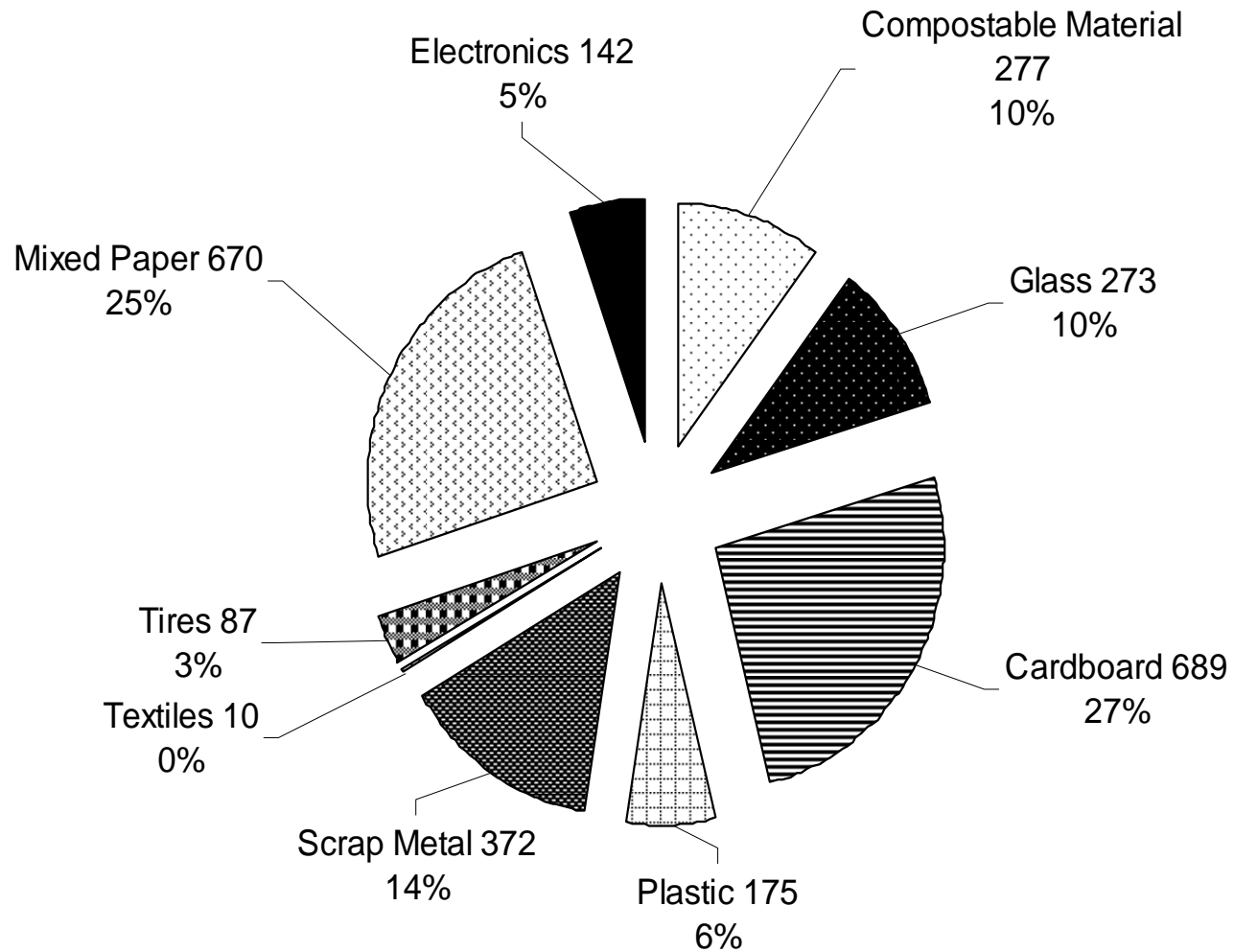


Figure 4 - NEKWMD Budget Trend

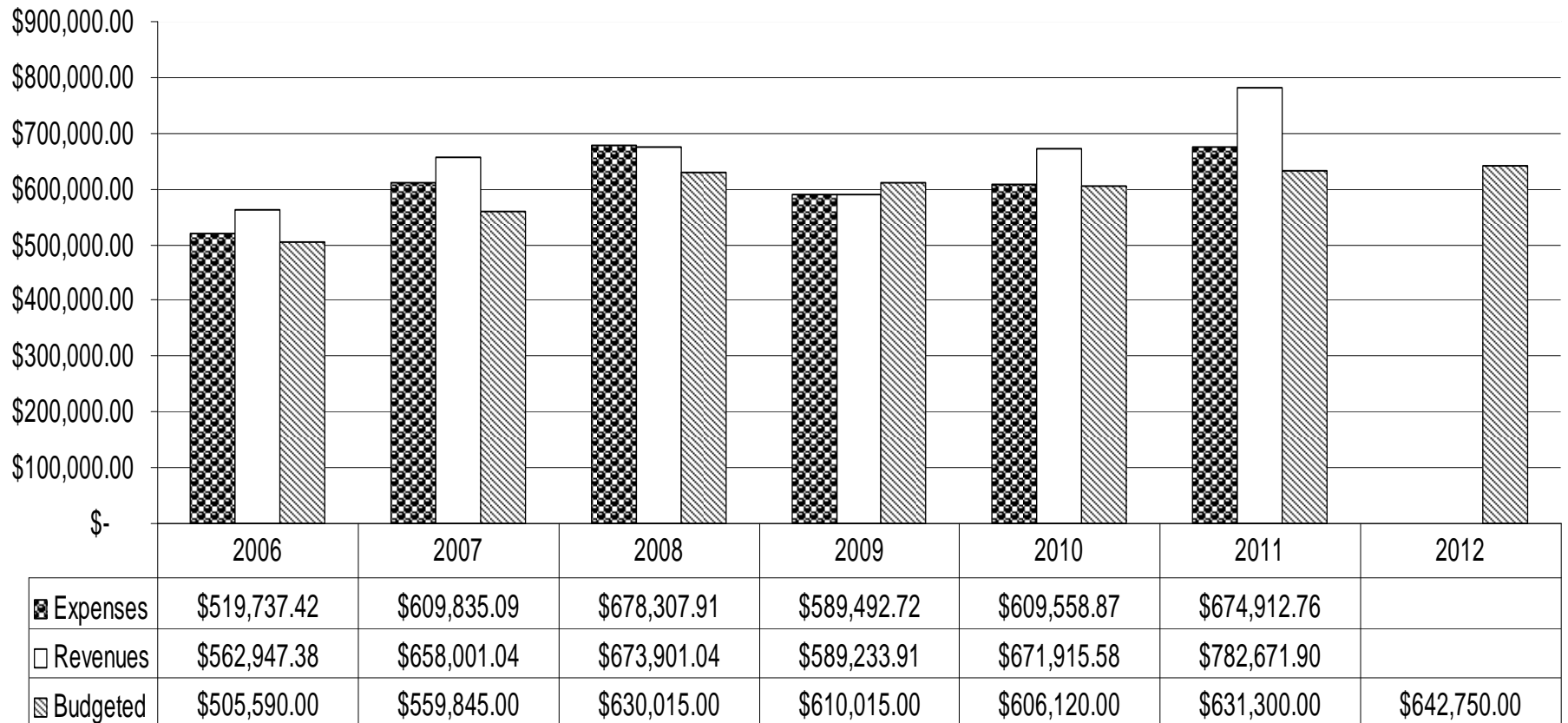


FIGURE 5 - NEKWMD HHW TOTALS - 2011

Material	Totals
Flammable Liquids	1925 gal
Oil Based Paint	330 gal
Lab Pack Aerosols	330 gal
Pesticides - Liquid	110 gal
Pesticides - Solid	300 lbs
Pesticides - Aerosols	n/a
Aerosols	62 drums
Acids	130 gal
Bases	200 gal
Flammable solids	10 cu yds
Antifreeze	150 gal
Propane Tanks - 20 Lbs	74
Propane Tanks - 1 Lbs	2800
Propane/Other Cylinders	29
PCB's	700 lbs
Mercury	0.5 lbs
Oxidizer Lab Pack	50 gal

OTHER MATERIALS COLLECTED

Materials	Amount
Computers/Televisions	142 tons
Fluorescent bulbs	40,812 lf
Lead-acid batteries	7.42 tons
Waste oil	2145 gal

HHW PARTICIPATION 2011

Event	# Participants
	Households
Walk-in Appointments	280
HHW Collections	253
Oil/Battery/Bulb collections*	2000
Totals	2482
Area Households	16,044
Percent participation	15.47%

*Estimated

BUDGET ITEM	2011 BUDGET	2011 ACTUAL as of 12-31-11	2012 PROPOSED BUDGET
ADMINISTRATION EXPENSES			
Advertising	\$ 400.00	\$854.31	\$600.00
Audit -- Financial	\$ 3,000.00	\$3,000.00	\$3,200.00
Audit -- Waste Haulers	\$ 4,000.00	\$2,768.68	\$4,800.00
Bank Charges	\$ 50.00	\$0.00	\$50.00
Books & Subscriptions	\$ 125.00	\$0.00	\$125.00
Cleaning	\$ 1,600.00	\$1,560.00	\$1,700.00
Copier	\$ 1,850.00	\$1,264.47	\$1,400.00
Dues/Permits/Fees/Penalties	\$ 2,500.00	\$2,765.45	\$2,500.00
Heating Fuel	\$ 1,900.00	\$1,420.08	\$2,000.00
Liability & Casualty & Emp. Prac.	\$ 10,000.00	\$10,963.00	\$10,000.00
Legal Fees	\$ 500.00	\$85.00	\$500.00
Postage	\$ 2,500.00	\$2,665.02	\$2,500.00
Office Supplies	\$ 2,300.00	\$3,673.52	\$2,300.00
Telephone - Office	\$ 3,600.00	\$2,957.35	\$3,300.00
Water/Sewer	\$ 1,300.00	\$1,356.50	\$1,500.00
TOTAL ADMINISTRATION	\$ 35,625.00	\$35,333.38	\$36,475.00
BUILDING EXPENSES			
Improvements	\$ 2,000.00	\$1,032.49	\$2,000.00
Electricity	\$ 9,000.00	\$7,972.08	\$8,000.00
Maintenance	\$ 4,000.00	\$4,132.25	\$4,000.00
Misc. Supplies	\$ 1,000.00	\$961.77	\$1,000.00
Trash Removal	\$ 2,500.00	\$1,871.60	\$2,500.00
TOTAL BUILDING	\$ 18,500.00	\$15,970.19	\$17,500.00
EQUIPMENT EXPENSES			
Purchases	\$1,000.00	\$981.36	\$1,000.00
Baler Repairs	\$ 8,000.00	\$7,461.25	\$8,000.00
Baler Supplies	\$ 6,000.00	\$5,984.51	\$6,000.00
Forklift Fuel	\$ 1,900.00	\$2,791.82	\$2,000.00
Forklift Repairs	\$ 6,000.00	\$7,129.35	\$7,000.00
Miscellaneous Equipment Repairs	\$ 1,000.00	\$3,335.89	\$1,000.00
Skidsteer Fuel	\$ 900.00	\$673.51	\$500.00
Skidsteer Repairs	\$ 3,000.00	\$2,870.46	\$3,000.00
Warehouse Supplies	\$ 1,000.00	\$2,472.13	\$1,000.00
Trucks--Diesel	\$ 17,000.00	\$26,578.74	\$22,000.00
Trucks--Repairs	\$ 7,000.00	\$9,587.92	\$7,000.00
INTL.--CDL & Drug Testing	\$ -		
TOTAL EQUIPMENT	\$52,800.00	\$69,866.94	\$58,500.00
Gross Wages	\$ 253,884.00	\$257,002.12	\$274,690.00
Overtime Wages--Warehouse	\$ 3,000.00	\$6,183.07	\$5,000.00
Fica (Employer Match)	\$ 15,927.00	\$15,726.94	\$17,043.00
Medi (Employer Match)	\$ 3,725.00	\$3,678.02	\$3,984.00
State Unemployment Insurance	\$ 2,500.00	\$4,309.84	\$5,616.00
VMERS (Retirement)	\$ 12,265.00	\$11,877.66	\$12,433.00
Workman's Compensation Insurance	\$ 12,000.00	\$8,190.00	\$10,000.00
Health Insurance/Flex Spending	\$ 106,174.00	\$133,957.95	\$106,259.00
Mileage - Employee	\$ 6,000.00	\$4,988.57	\$5,000.00
Mileage- Supervisor's	\$ 5,000.00	\$6,575.98	\$4,000.00
Personnel Equipment	\$ 500.00	\$399.60	\$500.00
Training	\$ 500.00	\$1,229.00	\$750.00
Travel	\$ 100.00	\$161.70	\$200.00
TOTAL PERSONNEL	\$ 421,575.00	\$454,280.45	\$445,475.00

BUDGET ITEM	2011 BUDGET	2011 ACTUAL as of 12-31-11	2012 PROPOSED BUDGET
PROGRAMS EXPENSES			
Advertising	\$ 3,000.00	\$1,198.06	\$3,000.00
Permits & Fees	\$ 300.00	\$205.00	\$300.00
Composting	\$ 7,000.00	\$7,700.47	\$8,000.00
Composter/Bin	\$ 2,500.00	\$759.00	\$2,500.00
Education Outreach	\$ 12,000.00	\$11,324.31	\$12,000.00
Electronics Recycling	\$ 20,000.00	\$10,365.40	\$1,000.00
Hazmat Disposal	\$ 23,000.00	\$32,997.84	\$25,000.00
Hazmat Supplies	\$ 5,000.00	\$9,216.92	\$6,000.00
Special Collections	\$ 4,000.00	\$3,718.95	\$4,000.00
Tire Disposal	\$ 14,000.00	\$9,975.85	\$11,000.00
TOTAL PROGRAMS	\$ 90,800.00	\$87,461.80	\$72,800.00
SUB-TOTAL	\$ 619,300.00	\$662,912.76	\$630,750.00
DEBT REDUCTION PAYMENTS			
Interest			
Principal	\$ -		
TOTAL DEBT REDUCTION	\$ -		
CAPITAL FUND			
Capital Improvement Fund	\$ 12,000.00	\$12,000.00	\$12,000.00
TOTAL CAPITAL FUND	\$ 12,000.00	\$12,000.00	\$12,000.00
TOTAL NEK EXPENSES	\$ 631,300.00	\$674,912.76	\$642,750.00
REVENUES	2011 BUDGET	2011 ACTUAL as of 12-31-11	2012 PROPOSED BUDGET
Grants--St of VT	\$ 43,000.00	\$46,104.79	\$44,000.00
Hauling--Recycling Pick-ups	\$ 3,500.00	\$3,146.26	\$3,300.00
Hazardous Waste (CEG Fees)	\$ 4,000.00	\$3,067.10	\$3,400.00
Interest Income	\$ 100.00	\$118.72	\$50.00
Miscellaneous Income	\$ 1,000.00	\$3,191.52	\$1,500.00
Program Sales--Composter/Bins	\$ 2,000.00	\$1,012.36	\$1,000.00
Programs- Oil Filter Program	\$ 700.00	\$300.00	\$500.00
Sale of Recyclables	\$ 120,000.00	\$240,015.62	\$134,000.00
Compost Income	\$ 4,000.00	\$5,943.95	\$4,000.00
Electronics Income	\$ 20,000.00	\$7,482.25	\$21,000.00
Scrap Metal Income	\$ 15,000.00	\$29,367.41	\$16,000.00
Battery Income	\$ 3,000.00	\$2,927.17	\$3,000.00
Tire Income	\$ 15,000.00	\$13,029.77	\$11,000.00
Surcharge--Waste Haulers	\$ 400,000.00	\$426,964.98	\$400,000.00
TOTAL NEK REVENUES	\$ 631,300.00	\$782,671.90	\$642,750.00

INDEBTEDNESS STATEMENT AS OF 12/31/2011

CHANGES IN LONG-TERM DEBT FOR 2011

Long-term Debt payable as of 12/31/2012	\$ 0.00
Notes Payable Additions-Lease Purchase	78,513.00
TOTAL NOTES PAYABLE 2011	78,513.00
Reductions in notes payable (Baystone Financial)	<u>20,858.26</u>
REMAINING NOTES PAYABLE 12/31/2011	\$ 57,654.74

2011 FUND BALANCE

DISTRICT FUND BALANCE – 12/31/11 \$ 107,759.14

RESIDENTIAL RECYCLING IN THE NEK*

NEWSPAPERS, MAGAZINES & OFFICE PAPER (JUNK MAIL): Can be mixed together - Includes catalogs, telephone books, glossy inserts and paperback books as well as colored paper, white paper, wrapping paper and junk mail. Any color or type of paper can be in this category **except** brown Kraft bags and boxboard.

CORRUGATED CARDBOARD & BROWN KRAFT BAGS & BOXBOARD: **NO** wax-coated cardboard, egg cartons, cardboard soiled with food waste or Styrofoam. Remove excess tape. Staples are OK. Please no strings, handles, or bags with plastic layers.

TIN CANS: Labels are OK. Flattening not required. Separate from aluminum cans (A magnet will stick to tin but not to aluminum). Please rinse.

ALUMINUM CANS, FOIL, AND FOOD TRAYS: Labels OK. Flattening not required, please rinse. Snack bags and candy wrappers are not aluminum foil.

GLASS (ALL COLORS): Clear, green, blue, and amber bottles and jars. Please rinse. Window glass, mirror, ceramic, Pyrex and drinking glasses are acceptable. **NO** crystal, lids, metal or wood. **NO** light bulbs.

#1 through #7 PLASTICS: Look for the recycling number stamped on the bottom of the container. Includes all labeled rigid plastic containers and lids. Labels are OK, please crush larger containers. Tubs and automotive product containers are acceptable as long as they are completely drained of fluid. Please rinse. **No** vinyl siding, Styrofoam, syringes or medical devices – call for proper disposal options for these items.

PLASTIC BAGS: Any plastic bag that is labeled #2 or #4, or has been identified as such. Call for the current list of acceptable bags.

ELECTRONICS: Personal stereos, Clock radios, Cable converter boxes, Scanners, DVD players, Answering machines, Fax machines, VCR's, Video game systems, Cordless phones, Stereo components (receiver, tape deck, amplifier, CD player, equalizers), Computers, Televisions.

SPECIAL WASTES:

Aerosol cans, Agricultural Bale Wrap, Automotive Batteries, Cellular Phones, Fluorescent Bulbs, Food Waste, Hard and Soft covered Books, Lead fishing sinkers, Leaf and Yard Waste, Mercury Containing Devices (thermostats, thermometers, etc), Oil, Oil Filters, Printer Cartridges, Propane tanks, Rechargeable Batteries, Scrap Metal, and Tires are all collected year round in Lyndonville. Fees apply for tires.

CLOTHING AND TEXTILES – Drop and Swaps are held in the spring and fall in Derby.

HOUSHOLD HAZARDOUS WASTE – **BY APPOINTMENT ONLY**, Monday – Friday, June through the end of September in Lyndonville, and special events throughout the District June – September. Fees apply for business wastes. Call for details.

**Lyndonville walk-in is open to residents of all NEKWMD Towns
Wednesday 8am – 4pm & Saturday 8am – 3pm**

IF YOU HAVE ANY QUESTIONS – PLEASE CONTACT THE NORTHEAST KINGDOM WASTE
MANAGEMENT DISTRICT AT
(802) 626-3532 or (800) 734-4602

On the web at www.nekwmd.org, e-mail progmgr@nekwmd.org

* Not all materials are accepted in every Town

TO CONTACT US

NORTHEAST KINGDOM WASTE MANAGEMENT DISTRICT

**P O BOX 1075
224 CHURCH STREET
LYNDONVILLE, VERMONT 05851**

**TELEPHONE: (802) 626-3532 OR
(800) 734-4602**

FAX: (802) 626-3519

WEBSITE: WWW.NEKWMD.ORG

**EMAIL: director@nekwmd.org
progmgr@nekwmd.org
outreach@nekwmd.org**

**OFFICE HOURS: MONDAY – FRIDAY
7:30 A.M. TO 4:00 P.M.**